AIR

[redacted]

DECLASSIFIED

N-10073

Instructions Reading this Document:
Name
Sign Below
(File)
Date

NC Tag 6-11
10073

REGRADED Incl per Sec of Def Memo DTD 3 May 72
SUB Declassification of WWII records
BY AUTHORITY OF
BY Bridget K. Guthrop
ON 23 Aug 77

STATISTICAL SUMMARY OF

Eighth Air Force Operations

EUROPEAN THEATER

17 Aug 1942 – 8 May 1945

[redacted]

DECLASSIFIED

[redacted]

29 JUN 1945
SME #7

734328
ACS # LO-5574

DECLASSIFIED
[redacted]

HEADQUARTERS EIGHTH AIR FORCE
Office of the Commanding General
APO 634

(SCU-C-1)

JUN 23 1945

3191

SUBJECT: Summary of Eighth Air Force Operations.

TO : CG, Command and General Staff School, Ft Leavenworth, Kansas

Transmitted herewith for your information and file "Statistical Summary of Eighth Air Force Operations", during the period 17 August 1942 - 8 May 1945.

FOR THE COMMANDING GENERAL.

Burnis Archer

BURNIS ARCHER,
Major, A.G.D.,
Asst. Adjutant General.

1 Incl: Listed.

DECLASSIFIED
[redacted]

[redacted]

DECLASSIFIED

HEADQUARTERS EIGHTH AIR FORCE
Office of the Commanding General
APO 634

(SOU-O-1)

JUN 23 1945

3191

SUBJECT: Summary of Eighth Air Force Operations.

TO : CG, Command and General Staff School, Ft Leavenworth, Kansas

Transmitted herewith for your information and file "Statistical Summary of Eighth Air Force Operations", during the period 17 August 1942 - 8 May 1945.

FOR THE COMMANDING GENERAL:

BURNIS ARCHER,
Major, A.G.D.,
Asst. Adjutant General.

1 Incl: Listed.

DECLASSIFIED

[redacted]

[redacted]

DECLASSIFIED

INDEX TO CONTENTS

SCU - W1
10 JUNE 1945

PAGE NO.	SUBJECT
56 - 58	Aircraft Accidents
62 - 63	Aircraft Attrition (P-47, P-38, P-51)
64 - 65	Aircraft Attrition (B-17, B-24)
14 - 15	Aircraft and Crew Strength
28 - 29	Aircraft Loss Rate
61	Aircraft MIA by Cause
48	Aircraft Use Rate (Chart)
2	Airdromes and Depots (Map) ✓
54 - 55	Air Sea Rescues
69	Air Sea Rescue Operations
49	Ammunition Expenditure ✓
6	Awards and Decorations ✓
60	Battle Damage
34 - 35	Bomb Expenditure (Heavy Bombers) ✓
36	Bomb Expenditure (Fighters)
46 - 47	Bomb Tonnage by Country
38 - 39	Bomb Tonnage by Type Target (All Targets)
40 - 44	Bomb Tonnage by Type Target (By Country)
37	Bombs on Targets (Chart)
32 - 33	Bombs on Targets
24 - 25	Bomber Logistics
31	Bombing Accuracy
30	Bombing Accuracy (Chart)
20 - 21	Bombing Operations (Bomber Units)

PAGE NO.	SUBJECT
68	Carpetbaggers
75 - 77	Definitions
52	Enemy Aircraft Claims (By Month)
53	Enemy Aircraft Claims by Type
22 - 23	Fighter Operations
50	Fighter Ground Claims (Misc Targets)
26 - 27	Fighter Logistics
66	Flying Time
67	Gasoline Consumption
4 - 5	Highlights
51	Jets and Rockets
70	Leaflet Operations
18 - 19	Monthly Operations (All Units)
59	North African Operations
8 - 13	Order of Battle
72 - 73	Photo and Mapping Operations
7	Personnel Strength
71	RCM Operations
45	Tons Bombs Per Bomber Lost (Chart)
17	Total Effort by Type Aircraft
16	Total Effort by Type Operation
69	Trucking Operations
74	Weather Recon Operations

DECLASSIFIED

[redacted]

DECLASSIFIED

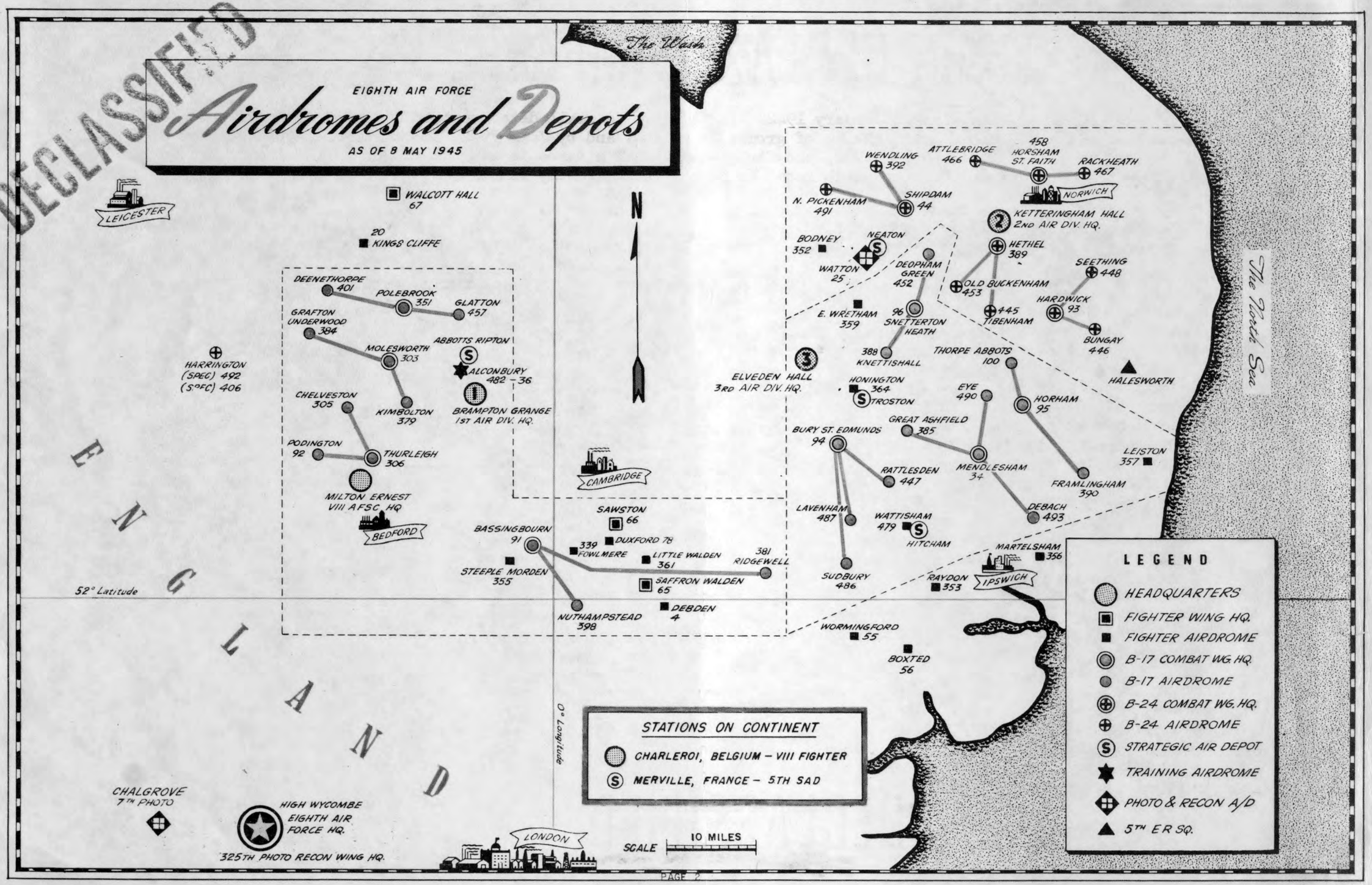

DECLASSIFIED

THE EIGHTH AIR FORCE.....

.....was activated at Savannah, Georgia, 28 January 1942. In February, a small detachment of officers arrived in England to make initial arrangements for the housing and basing of groups to follow, and by June 1942, aircraft, crews, and ground personnel had begun to arrive in the U. K. On 17 August 1942, the first operational mission in its own aircraft was carried out by the Eighth Air Force ---- the first of 459 days on which heavy bombers struck at enemy targets.

The Eighth Air Force has been commanded by five officers since its activation:

Brig Gen (Then Colonel) Asa M. Duncan -- 28 January 1942 to 4 May 1942
Gen (Then Maj Gen) Carl A. Spaatz ------- 5 May 1942 to 30 November 1942
Lt. Gen Ira C. Eaker ---------- 1 December 1942 to 5 January 1944
Lt. Gen James H. Doolittle ---------- 6 January 1944 to 9 May 1945
Maj Gen W. E. Kepner ---------- 10 May 1945

At peak personnel strength, the Air Force numbered more than two hundred thousand officers and men. At peak operating strength, it numbered 40½ Heavy Bomb Groups, 15 Fighter Groups, and 2 Photo/Recon Groups operating from bases in the U.K. At this strength, a typical mission consisted of 1400 heavy bombers escorted by 800 fighters, consuming 3,500,000 gallons of aviation gasoline, expending 250,000 rounds of .50 cal ammunition, destroying 25 German aircraft in the air and on the ground for the loss of 4 U.S. fighters and 5 bombers, and dropping 3,300 tons of bombs on enemy targets of which on visual missions, 40% fell within one thousand feet of assigned MPIs and 75% within two thousand feet. A typical damage assessment report from photographs taken by Eighth Air Force photo aircraft after the attack reads as follows:

> "Very severe damage is seen in both the North and East Marshalling Yards. In the N. M/Y, both semi-round houses are severely damaged, one turntable is wrecked, many tracks obliterated in the centre of the yard, all through running lines cut, the large transhipment shed burning, large numbers of locomotives, wagons, and cars derailed, damaged, and destroyed. In the E. M/Y, the locomotive depot is severely damaged, all through lines cut, and all sidings unserviceable. The passenger stations in both Marshalling Yards are severely damaged." (From K report covering attack on Falkenburg M/Y, 19 April 1945)

---- ---- ---- ---- ---- ---- ---- ---- ---- ---- ----

This statistical record of the 459 days when bombing operations were carried out (with related fighter, photo, and special operations) represents only a collection of facts and figures on effort, consumption, strength, and costs. No attempt has been made -- or can be made -- to properly reflect in statistics the devotion to duty, heroism, and sacrifices made by personnel of the Command to accomplish the mission of the Eighth Air Force. Behind the figures on these pages are the combat crews and fighter pilots who fought in the skies -- 46,456 of whom became casualties; the maintenance/ground personnel who kept the airplanes flying - repaired 59,644 battle damaged aircraft, loaded the 732,231 tons of bombs expended, and linked and loaded the 99,256,341 rounds of ammunition; and the planners who directed the missions and guided the team.

DECLASSIFIED

DECLASSIFIED

HIGHLIGHTS

1942

28 Jan - Eighth Air Force activated at Savannah, Georgia.
Feb - First detachment of Eighth Air Force officers arrived in U.K.
4 Jul - Six Eighth Air Force crews in RAF Bostons participated in mission to DeKooy Air Field.
17 Aug - First mission in Eighth Air Force aircraft. 12 B-17's bombed Rouen.
9 Oct - B-24's joined the air assault. First mission of over 100 bombers (108 bombers attacked air fields in France).
Nov - Dec - 4 Eighth Air Force Fighter Groups and 2 Heavy Bomb Groups transferred to MTO for "Torch" project.

1943

3 Jan - First use of "formation" (instead of individual) precision bombing.
27 Jan - First mission to Germany. 91 bombers dispatched to Wilhemshaven and Emden.
Jan - 48% of all bombers crossing enemy coast received battle damage.
18 Mar - First use of automatic flight control linked with bombsights.
13 May - 3rd Division became operational. Air Force now had 12 heavy bomb groups.
14 May - First mission of over 200 bombers. 11 B-26's joined heavies in attacks on Kiel, Antwerp, Courtrai, and Ijmuiden. 10 B-26's were MIA.
May - P-47's began regular escort up to 200 mile range.
24 Jul - Longest bomber mission to date and first mission to Norway.
28 Jul - P-47's, equipped with auxiliary fuel tanks, escorted bombers across German border for first time.
1 Aug - B-24's of 2nd Air Division on D.S. to MTO joined with Ninth Air Force to attack Ploesti oil fields. Of 102 Eighth Air Force B-24's dispatched, 30 were shot down.
17 Aug - First shuttle mission to North Africa bases after attack on Regensburg. 60 bombers lost on attack on Schweinfurt and Regensburg. 319 e/a destroyed by H/Bs.
27 Sep - First use of radar instruments to bomb through cloud - used over Emden.
Sep - P-47's range increased to 325 miles. Air Force dropped over 5,000 tons of bombs in one month.
7 Oct - First night propaganda leaflet mission.
15 Oct - VIII Air Support Command Medium Bomb Groups transferred to Ninth Air Force.
Oct - 214 bombers were lost - 9.2% of aircraft entering enemy territory.
3 Nov - First mission of over 500 bombers - 574 dispatched to Wilhemshaven.
25 Nov - First fighter-bomber mission carried out.

1944

Jan - Air Force dropped over 10,000 tons of bombs.
11 Feb - P-51's joined Eighth Air Force fighters.
20-25 Feb - Four devastating attacks on German aircraft plants and assembly factories crippled German aircraft production.
25 Feb - First fighter low-level strafing attack.

DECLASSIFIED

DECLASSIFIED

HIGHLIGHTS

1944 Continued

6 Mar - First major attack on Berlin. 69 Bombers MIA on this attack - largest number MIA in one day.

Mar - First month over 20,000 tons bombs dropped. P-47's and P-38's escorted up to 500 mile range.

7 May - First Mission of over 1000 bombers.

6 Jun - D-Day. 40½ heavy bomb groups were operational. 2,698 bombers dropped 4,778 tons of bombs on two missions. 1966 fighters provided escort and cover.

21 Jun - First shuttle mission to bases in Russia.

22 Jun - GAF destroyed 47 U.S. aircraft on ground at Eastern bases.

Jun - 25,402 fighters were sortied - Greatest number in any single month.

28 Jul - First GAF jet/rocket enemy aircraft being used operationally encountered by U.S. fighters.

13 Aug - Fighters dropped 334 tons of bombs on fighter-bomber attack - Largest tonnage for one mission.

16 Aug - First jet aircraft destroyed by fighters.

29 Aug - Trucking operations to ground troops commenced.

18 Sep - Bombers dropped supplies to beleaguered Warsaw.

27 Nov - Fighters encountered 747 enemy aircraft - Greatest number sighted in one day - 102 E/A destroyed.

Nov - Fighter effective strength averaged 1031 - Largest of any month.

24 Dec - Largest bomber mission to date - 2055 in the air at one time to attack targets in the "Ardennes Bulge" sector. 4,302 tons of bombs dropped on one operation.

1945

14 Jan - Fighters destroyed 161 enemy aircraft in the air - Largest fighter air claims in one day.

Jan - An average of 2799 heavy bombers and 1484 fighters were assigned - Greatest aircraft strength of the Air Force. Fighters destroyed 319 locomotives, 657 goods wagons, and 58 tank cars in strafing attacks.

Feb - Highly successful heavy attacks on Marshalling Yards in Berlin, Dresden, and Nurnberg carried out on six days.

28 Mar - Last mission to Berlin - The most heavily bombed U.S. target (27,985 tons on Greater Berlin).

Mar - Greatest bomber effort for any month. 31,297 bombers were sortied. 73,878 tons of bombs dropped, 74,009,324 gallons of gasoline were consumed in 395,829 flying hours. 92.3% of bombers sortied were effective. Jet E/A shot down 24 bombers.

16 Apr - 752 enemy aircraft destroyed on one operation by fighters - 34 fighters MIA on strafing attacks.

25 Apr - Last bombing operation carried out.

Apr - Bombing accuracy on visual operations - best of any month. 59% within 1000 feet and 85% within 2000 feet. Over 2000 E/A destroyed in air and on ground.

1 May - First "Chow Hound" mission to Holland.

8 May - VE-Day.

DECLASSIFIED

DECLASSIFIED

AWARDS AND DECORATIONS

17 AUG 42 - 15 MAY 45

Medal of Honor	14
Distinguished Service Cross	220
Oak Leaf Cluster to D.S.C.	6
Distinguished Service Medal	11
Oak Leaf Cluster to D.S.M.	1
Legion of Merit	207
Oak Leaf Cluster to L. of M.	2
Silver Star	817
Oak Leaf Cluster to S.S.	47
Distinguished Flying Cross	41,497
Oak Leaf Cluster to D.F.C.	4,480
Soldier's Medal	478
Oak Leaf Cluster to Soldier's Medal	2
Purple Heart	6,845
Oak Leaf Cluster to Purple Heart	188
Air Medal	122,705
Oak Leaf Cluster to Air Medal	319,595
Bronze Star	2,972
Oak Leaf Cluster to Bronze Star	12
- - - - - -	
Unit Citation	27
Meritorious Service Unit Plaque	19

DECLASSIFIED

DECLASSIFIED

PERSONNEL STRENGTH

AS OF LAST DAY OF EACH MONTH

MONTH	OFFICERS ASSIGNED	ENLISTED MEN ASSIGNED	TOTAL ASSIGNED
1942			
Apr 30	24		24
May 31	195	1678	1873
Jun 30	922	10073	10995
Jul 31	1610	13490	15100
Aug 31	3396	26917	30313
Sep 30	3158	23119	26277
Oct 31	3702	27407	31109
Nov 30	3052	19592	22644
Dec 31	3922	26999	30921
1943			
Jan 31	4525	31716	36241
Feb 28	4608	31990	36598
Mar 31	5169	35111	40280
Apr 30	6499	37984	44483
May 31	8981	65567	74548
Jun 30	11664	89685	101349
Jul 31	11966	87366	99332
Aug 31	14761	115213	129974
Sep 30	16780	129747	146527
Oct 31	16792	127289	144081
Nov 30	21845	151312	173157
Dec 31	22945	173382	196327

MONTH	OFFICERS		ENLISTED MEN		TOTAL	
	AUTH	ASGD	AUTH	ASGD	AUTH	ASGD
1944						
Jan 31 @	19894	19087	139510	137580	159404	156667
Feb 29	20730	19864	143873	142839	164603	162703
Mar 31	26612	20574	146018	140606	172630	161180
Apr 30	29557	23545	156989	154058	186546	177603
May 31	29751	27047	157223	159659	186974	186706
Jun 30	29663	28875	157176	162679	186839	191554
Jul 31	29664	31586	156865	168055	186529	199641
Aug 31	29873	31795	158434	166542	188307	198337
Sep 30	29496	29694	152615	158092	182111	187786
Oct 31	29036	28555	151004	154379	180040	182934
Nov 31	28546	27543	149073	151730	177619	179273
Dec 31	28622	28434	149055	153611	177677	182045
1945						
Jan 31	27657	27187	149028	148498	176685	175685
Feb 28	27619	28215	148636	147750	176255	175965
Mar 31	27534	27322	146966	147782	174500	175104
Apr 30	27443	26415	145305	144607	172748	171022

@ Drop in assigned strength is due to reorganization of the Eighth Air Force in January, 1944.

DECLASSIFIED

DECLASSIFIED

ORDER OF BATTLE

OPERATING GROUP STRENGTH END OF EACH MONTH

MONTH	NO. OF GPS. OPERATING END OF MONTH						REMARKS
	B-17	B-24	P-47	P-51	P-38	P/R	
1942							
August	1				2		97th H/B Gp. (B-17) became operational 17 Aug. 1942. Became non-operational and departed UK for M.T.O (permanent) in Nov. 1942 for "Torch". 1st and 31st Ftr. Gps. (P-38) operated on sweeps, defensive patrols and interception. Departed UK for M.T.O (permanent) Oct. 1942 for "Torch".
September	3				3 1 Spit		301st H/B Gp. (B-17) became operational 5 Sept. Became non-operational Nov. 1942 and departed UK for M.T.O. (permanent) Dec. 1942 for "Torch". 92nd H/B Gp. (B-17) became operational 6 Sept. Participated in one mission in Sept. and one in Oct. Group used for training thereafter until May 1943. 52nd Ftr. Gp. (P-38) operated on interception and patrols. Departed UK for M.T.O (permanent) Oct. 1942 for "Torch". 4th Ftr. Gp. (Spits) first mission with VIII Ftr. Comd. 16 Sept. equipped with Spits. First US P-47 asgd to unit 13 Jan. 1943 and Gp. converted to P-47 in Mar. 1943. Reconverted to P-51 on 26 Feb. 1944.
October	4	1			1Spit		306th H/B Gp. (B-17) became operational 9 Oct. 93rd H/B GP. (B-24) became operational 9 Oct. 24 A/C and crews DS to M.T.O. in Dec. for "Torch". No operations from UK bases during Dec. 1st Ftr. Gp. (P-38) departed UK for M.T.O. 31st Ftr Gp. (P-38) departed UK for M.T.O. 52nd Ftr.Gp. (P-38) departed UK for M.T.O.
November	5	2			1Spit		91st H/B Gp. (B-17) became operational 7 Nov. 303rd H/B Gp. (B-17) became operational 7 Nov. 305th H/B Gp. (B-17) became operational 7 Nov. 422nd Sq. of 305th Gp. carried out first night leaflet operation 7 Oct. 1943. 44th H/B Gp. (B-24) became operational 7 Nov. 97th H/B Gp. (B-17) departed UK for M.T.O. 92nd H/B Gp. (B-17) used for training only, from Nov. 1942 until May 1943.
December	4	1			1Spit		301st H/B Gp. (B-17) departed UK for M.T.O. 93rd H/B Gp. (B-24) carried out no operations from UK bases in Dec.

DECLASSIFIED

DECLASSIFIED

ORDER OF BATTLE

OPERATING GROUP STRENGTH END OF EACH MONTH

MONTH	NO. OF GPS. OPERATING END OF MONTH						REMARKS
	B-17	B-24	P-47	P-51	P-38	P/R	
1943							
January	4	2			1Spit		93rd H/B Gp. (B-24) resumed operations from UK bases in Jan.
February	4	2			1Spit		
March	4	2	1			1	7th Photo Gp. (Spits, F-5s) became operational. 4th Ftr. Gp. converted from Spits. to P-47.
April	4	2	3			1	56th Ftr. Gp. (P-47) became operational 8 Apr. 78th Ftr. Gp. (P-47) became operational 8 Apr. Converted to P-51 on 21 Dec. 1944.
May	10	2	3			1	95th H/B Gp. (B-17) became operational 13 May. 96th H/B Gp. (B-17) became operational 13 May. 351st H/B Gp. (B-17) became operational 13 May. 94th H/B Gp. (B-17) became operational 14 May. 379th H/B Gp. (B-17) became operational 19 May. 92nd H/B Gp. (B-17), used for training since Nov., resumed operations in May. [322nd M/B Gp. (B-26) operated on 14 and 17 May. Participated in no further missions until July, when asgd to VIII Air Support Command.]
June	13		3			1	100th H/B Gp. (B-17) became operational 22 June. 381st H/B Gp. (B-17) became operational 22 June. 384th H/B Gp. (B-17) became operational 22 June. 44th and 93rd H/B Gps. (B-24) were non-operational from UK bases in June, July, & August. (A total of 149 B-24 A/C of 2nd Bomb Wing sent on DS to M.T.O. for operations "Husky", "Post Husky" and "Ploesti", 2 July - 21 Aug. 73 of these A/C returned to UK bases.)
July	15		3			1	385th H/B Gp. (B-17) became operational 16 July. 388th H/B Gp. (B-17) became operational 16 July. [322nd, 323rd, 386th and 387th M/B Gps (B-26) operated during July asgd to VIII Air Support Command and continued until 15 Oct. when all units were reassigned to Ninth Air Force.]
August	16¾		4			1	390th H/B Gp. (B-17) became operational 2 Aug. 482nd H/B Gp. (B-17) (PFF-3Sqs) activated 15 Aug. and became operational 30 Aug. Operated on combat missions continuously until 26 Mar. 1944 when it became essentially a training unit. Although the majority of A/C were B-17s, the Group also had B-24 A/C.

DECLASSIFIED

DECLASSIFIED

ORDER OF BATTLE

OPERATING GROUP STRENGTH END OF EACH MONTH

MONTH	NO. OF GPS. OPERATING END OF MONTH						REMARKS
	B-17	B-24	P-47	P-51	P-38	P/R	
1943 Cont'd							
August Cont'd							353rd Ftr. Gp. (P-47) became operational 12 Aug. Converted to P-51 on 30 Sept. 1944.
September	16¾	4	6			1	389th H/B Gp. (B-24) became operational 8 Sept. 392nd H/B Gp. (B-24) became operational 8 Sept. 44th and 93rd H/B Gps. (B-24) resumed operations from UK bases 8 Sept. (84 B-24 A/C of 2nd Bomb Div. made second DS trip to M.T.O. to provide additional support for 5th Army, 16 Sept. - 4 Oct. 63 A/C returned to UK.) 352nd Ftr. Gp. (P-47) became operational 9 Sept. Converted to P-51 on 7 Apr. 1944. 355th Ftr. Gp. (P-47) became operational 9 Sept. Converted to P-51 on 3 Mar. 1944.
October	16¾	4	7		1	1	356th Ftr. Gp. (P-47) became operational 15 Oct. Converted to P-51 on 6 Nov. 1944. 55th Ftr. Gp. (P-38) became operational 15 Oct. Converted to P-51 on 14 Jul. 1944. [322nd, 323rd, 386th & 387th M/B Gps. (B-26) reassigned from VIII Air Support Comd. to Ninth Air Force.]
November	17¾	4	7		1	1	401st H/B Gp. (B-17) became operational 25 Nov.
December	18¾	7	9		2	1	445th H/B Gp. (B-24) became operational 14 Dec. 446th H/B Gp. (B-24) became operational 14 Dec. 448th H/B Gp. (B-24) became operational 14 Dec. 447th H/B Gp. (B-17) became operational 24 Dec. 20th Ftr. Gp. (P-38) became operational 28 Dec. Converted to P-51 on 17 Jul. 1944. 359th Ftr. Gp. (P-47) became operational 13 Dec. Converted to P-51 on 4 May 1944. 358th Ftr. Gp. (P-47) became operational 20 Dec. Exchanged for 357th Ftr. Gp. (P-51) of Ninth Air Force on 2 Feb. 1944.
1944							
January	18¾	7½	10		2	1	361st Ftr. Gp. (P-47) became operational 21 Jan. Converted to P-51 on 12 May 1944. 406th and 36th H/B Sqs (B-24), asgd to the Eighth Air Force from Anti-sub duties with Coastal Command, became operational on "Carpetbagger" project 1 Jan. Both Sqs were asgd to 801st H/B Gp.(Prov.) on 28 Mar. 1944. The 801st H/B Gp.(Prov.) was disbanded 5 Aug. 1944 when the 492nd H/B Gp. (B-24) was transferred to VIII AFCC. Thereafter "Carpetbagger" operations were carried out under unit designation 492nd H/B Gp. The RCM Sq. (B-24) began RCM operations under unit

DECLASSIFIED

DECLASSIFIED

ORDER OF BATTLE

OPERATING GROUP STRENGTH END OF EACH MONTH

MONTH	NO. OF GPS. OPERATING END OF MONTH						REMARKS
	B-17	B-24	P-47	P-51	P-38	P/R	
1944 Cont'd January Cont'd							designation 36th H/B Sq. on 6 June 1944. The Night Leaflet Sq. (which operated under unit designation 422nd Sq. from 7 Sept. 1943 to 24 June 1944 and as 858th Sq. from 25 June 1944 to 11 Aug. 1944) operated under unit designation 406th H/B Sq. from 11 Aug. 1944.
February	20¾	9½	8	2	2	1	452nd H/B Gp. (B-17) became operational 4 Feb. 453rd H/B Gp. (B-24) became operational 6 Feb. 457th H/B Gp. (B-17) became operational 21 Feb. 458th H/B Gp. (B-24) became operational 24 Feb. 357th Ftr. Gp. (P-51) asgd from Ninth Air Force in exchange for 358th Ftr. Gp. (P-47). Operated on first mission with VIII Fighter Command 10 Feb. 4th Ftr. Gp. converted from P-47 to P-51 on 26 Feb.
March	20	10½	7	3	3	1	466th H/B Gp. (B-24) became operational 22 Mar. 482nd H/B Gp. (B-17) (PFF-3Sqs) ended combat participation 26 Mar. and became primarily a Mickey Training unit. Carried out some operations thereafter testing bomb equipment and making scope recon. Since its function was primarily a training activity, from Mar. 1944 through Apr. 1945 this group is omitted from the B-17 column "No. of Gps. Operating". 364th Ftr. Gp. (P-38) became operational 3 Mar. Converted to P-51 on 28 Jul. 1944. 355th Ftr. Gp. converted from P-47 to P-51 on 3 Mar.
April	20	11½	6	5	3	2	467th H/B Gp. (B-24) became operational 10 Apr. 339th Ftr. Gp. (P-51) became operational 30 Apr. 352nd Ftr. Gp. converted from P-47 to P-51 on 7 Apr. 802nd H/B Gp. Recon (Prov.) became operational 22 Apr. Activated as 25th H/B Gp. on 9 Aug. 1944 (652nd Sq., Wea, H, B-24; 653rd Sq., Wea, L, Mosq.; 654th Sq., Recon, Mosq.) 652nd Sq. converted to B-17 in Nov. 1944.
May	21	17½	4	7	4	2	398th H/B Gp. (B-17) became operational 6 May. 486th H/B Gp. (B-24) became operational 7 May. Converted to B-17 on 1 Aug. 1944. 487th H/B Gp. (B-24) became operational 7 May. Converted to B-17 on 1 Aug. 1944. 492nd H/B Gp. (B-24) became operational 11 May. Asgd to VIII AFCC on "Carpetbagger" project 5 Aug. 1944. Reassigned to VIII Ftr. Comd. 1 Oct. 1944 and to 1st Bomb Div. 22 Oct. 1944. 859th Sq. DS to M.T.O. 17 Dec. 1944 and asgd to M.T.O. 23 Jan. 1945. 857th Sq. moved to Bassingbourn for Scout Force Operations 12 Mar. 1945. 856th and 858th Sqs. began Night Bombing operations from Harrington in Dec. 1944.

DECLASSIFIED

DECLASSIFIED

ORDER OF BATTLE

OPERATING GROUP STRENGTH END OF EACH MONTH

MONTH	NO. OF GPS. OPERATING END OF MONTH B-17	B-24	P-47	P-51	P-38	P/R	REMARKS
1944 Cont'd May Cont'd							34th H/B Gp. (B-24) became operational 23 May. Converted to B-17 on 17 Sept. 1944. 489th H/B Gp. (B-24) became operational 30 May. Became non-operational 14 Nov. 1944 and relieved from assignment 29 Nov. 1944 for departure to Z of I. 490th H/B Gp. (B-24) became operational 31 May. Converted to B-17 on 27 Aug. 1944. 479th Ftr. Gp. (P-38) became operational 26 May. Converted to P-51 on 27 Sept. 1944. 359th Ftr. Gp. converted from P-47 to P-51 on 4 May. 361st Ftr. Gp. converted from P-47 to P-51 on 12 May.
June	21	19½	4	7	4	2	491st H/B Gp. (B-24) became operational 2 June. 493rd H/B Gp. (B-24) became operational 6 June. Converted to B-17 on 8 Sept. 1944. (36th H/B Sq., B-24, began RCM operations 6 June.)
July	21	19½	4	10	1	2	55th Ftr. Gp. converted from P-38 to P-51 on 14 July. 20th Ftr. Gp. converted from P-38 to P-51 on 17 July. 364th Ftr. Gp. converted from P-38 to P-51 on 28 July.
August	24	16½	4	10	1	2	486th H/B Gp. converted from B-24 to B-17 on 1 Aug. 487th H/B Gp. converted from B-24 to B-17 on 1 Aug. 490th H/B Gp. converted from B-24 to B-17 on 27 Aug. [492nd H/B Gp. ceased combat bombing operations and was assigned to VIII AFCC for "Carpetbagger".] [All Groups of 20th Combat Wing (2nd Div.) began "Trucking" operations 29 Aug. and continued until 30 Sept. 1944.] [406th Sq. (separate) carried out night leaflet operations from 11 Aug. when 858th Sq. rejoined parent 492nd Gp.] [The 25th H/B Gp. (Recon) was activated 9 Aug. and the 802nd H/B Gp. (Prov.) was disbanded. In this "Order of Battle" tabulation the 25th H/B Gp. (Recon) is carried as a P/R Gp. and no allowance is made in the H/B columns for the 652nd Sq., Wea (H) of this group.]
September	26	14½	3	12		2	493rd H/B Gp. converted from B-24 to B-17 on 8 Sept. 34th H/B Gp. converted from B-24 to B-17 on 17 Sept. 479th Ftr. Gp. converted from P-38 to P-51 on 27 Sept. 353rd Ftr. Gp. converted from P-47 to P-51 on 30 Sept.
October	26	14½	3	12		2	

DECLASSIFIED

DECLASSIFIED

ORDER OF BATTLE

OPERATING GROUP STRENGTH END OF EACH MONTH

MONTH	NO. OF GPS. OPERATING END OF MONTH						REMARKS
	B-17	B-24	P-47	P-51	P-38	P/R	
1944 Cont'd							
November	26	13½	2	13		2	489th H/B Gp. (B-24) became non-operational 14 Nov. and was relieved from assignment 29 Nov. for departure to Z of I. 356th Ftr. Gp. converted from P-47 to P-51 on 6 Nov. (652nd Sq., Wea (H), of 25th H/B GP. (Recon), converted from B-24 to B-17 in Nov.)
December	26	13¼	1	14		2	859th Sq. of 492nd H/B Gp. (B-24) DS to Fifteenth Air Force 17 Dec. 78th Ftr. Gp. converted from P-47 to P-51 on 21 Dec. (Detachments of 352nd and 361st Ftr. Gps. DS to Ninth Air Force (continental bases) from 23 Dec. 1944 to 31 Jan. 1945)
1945							
January	26	13¼	1	14		2	(859th Sq. of 492nd H/B Gp. (B-24) assigned to Fifteenth Air Force 23 Jan. for "Carpetbagger" activities in Balkans.) (5th Emergency Rescue Sq. activated 26 Jan.)
February	26	13¼	1	14		2	(352nd and 361st Ftr. Gps. relieved from DS to Ninth Air Force 1 Feb) (862nd Sq. of 493rd H/B Gp. organized as 3rd Air Div. Scout Force.)
March	26	13¼	1	14		2	(857th Sq. of 492nd H/B Gp. organized as 1st Air Div. Scout Force.)
April	26	12¼	1	14		2	453rd H/B Gp. (B-24) became non-operational 12 Apr. in preparation for departure to Z of I.

DECLASSIFIED

DECLASSIFIED

AIRCRAFT AND CREW STRENGTH

DAILY AVERAGE BY MONTH - 1ST LINE TACTICAL AIRCRAFT

HEAVY BOMBERS

MONTH	AIRCRAFT			CREWS		EFFECTIVE STRENGTH FOR COMBAT
	ASGD TO AIR FORCE	ON HAND OPER TACTICAL UNITS	FULLY OP IN OPER TACTICAL UNITS	ASGD	AVAIL	
1942						
Aug	(Unavail)	39	24	48	21	21
Sep		76	56	84	55	55
Oct		128	90	139	110	90
Nov		205	99	210	113	99
Dec	227	176	115	157	114	114
1943						
Jan	225	155	80	147	85	80
Feb	209	146	84	143	74	74
Mar	257	190	112	151	87	87
Apr	337	231	153	187	140	140
May	547	340	200	318	178	178
Jun	775	459	287	419	222	222
Jul	800	589	378	464	315	279
Aug	761	582	406	509	341	291
Sep	881	656	461	661	409	373
Oct	1000	763	535	820	479	417
Nov	1254	902	705	1085	636	578
Dec	1503	1057	752	1556	949	723

MONTH	AIRCRAFT			CREWS		EFFECTIVE STRENGTH FOR COMBAT
	ASGD TO AIR FORCE	ON HAND OPER TACTICAL UNITS	FULLY OP IN OPER TACTICAL UNITS	ASGD	AVAIL	
1944						
Jan	1630	1082	842	1644	1113	822
Feb	1852	1481	1046	1683	1155	981
Mar	1872	1499	1094	1639	1063	960
Apr	1952	1661	1323	1776	1148	1049
May	2507	2070	1655	2180	1430	1304
Jun	2755	2547	2123	2863	2034	1855
Jul	2688	2427	2036	3213	2007	1773
Aug	2693	2400	1929	3350	2119	1759
Sep	2710	2420	2045	3512	2183	1831
Oct	2759	2545	2119	3481	2286	1925
Nov	2784	2457	2071	3466	2239	1890
Dec	2774	2306	1944	3577	2328	1826
1945						
Jan	2799	2179	1750	3564	2295	1651
Feb	2759	2240	1898	3835	2406	1786
Mar	2773	2365	2055	3932	2480	1940
Apr	2696	2359	2148	3830	2390	2018
May 1-8	2646	2181	2017	3252	2324	1895

Prior to 1944, A/C in the Base Air Depots (VIII AFSC) are included as assigned to Eighth Air Force.

DECLASSIFIED

DECLASSIFIED

AIRCRAFT AND CREW STRENGTH

DAILY AVERAGE BY MONTH - 1ST LINE TACTICAL AIRCRAFT

FIGHTERS

MONTH	AIRCRAFT			CREWS		EFFECTIVE STRENGTH FOR COMBAT
	ASGD TO AIR FORCE	ON HAND OPER TACTICAL UNITS	FULLY OP IN OPER TACTICAL UNITS	ASGD	AVAIL	
1943	+					
Apr		139	66	210	178	66
May		211	144	261	209	144
Jun		223	171	264	223	171
Jul		212	171	256	216	171
Aug		253	204	328	274	204
Sep		372	274	533	398	274
Oct		559	426	749	591	426
Nov		635	478	771	631	478
Dec		725	565	865	664	565
1944						
Jan	1163	909	707	1028	810	707
Feb	1138	883	678	1177	888	678
Mar	1197	1016	720	1252	998	720
Apr	1305	1060	784	1279	953	775
May	1465	1174	882	1449	1053	856
Jun	1243	1112	906	1703	1230	885
Jul	1299	1178	947	1871	1317	927
Aug	1215	1070	875	1937	1293	867
Sep	1234	1143	904	1884	1229	875
Oct	1343	1219	1000	1901	1353	989
Nov	1410	1294	1037	2025	1362	1031
Dec	1427	1257	1026	1892	1288	1010
1945						
Jan	1484	1262	1031	1747	1267	1009
Feb	1376	1197	970	1970	1240	921
Mar	1315	1177	938	1819	1376	878
Apr	1392	1266	1059	1793	1338	1001
May 1-8	1434	1200	1059	1695	1318	1028

+ During 1943, A/C in the Base Air Depots (VIII AFSC) were held in a pool for both Eighth and Ninth Air Forces.
Fighter data unavailable prior to April, 1943 (Spits & P-38).

DECLASSIFIED

DECLASSIFIED

TOTAL EFFORT
BY TYPE OPERATION
17 AUG 42 - 8 MAY 45

TYPE OF OPERATION	AIRCRAFT				TONS ON TARGETS			ENEMY A/C CLAIMS						OPERATIONAL LOSSES			PERSONNEL CASUALTIES (AS ORIG REPORTED)			
	TOTAL SORTIES	SORTIES LESS SPARES	CREDIT SORTIES	EFFECTIVE SORTIES	BOMBS	LEAFLETS	GASOLINE & SUPPLIES	IN THE AIR			ON THE GROUND			A/C MIA	CAT E	MISSING	MIA	KIA	WOUNDED	
								DEST	PROB	DAM	DEST	PROB	DAM						SER	SLI
BOMBING OPERATIONS																				
Day Bombing (H/B)	330523	318450	293599	266565	686405.7	2086.6	6184.3	6236	1826	3198	(3079 Dam or Dest)			4137	1556	162	39007	2818	1933	3018
Day Bombing (M/B)	5108	5000	4093	3037	4285.5			20	10	11				23	12		157	12	14	69
Day Bombing (L/B)	36	36	36	34	34.0															
Night Bombing (H/B)	343	343	320	307	745.0									2			19			
SPECIAL UNITS																				
Carpetbaggers (492 Gp)	2857	2857	2763	1860		210.9	3678.9							25	8		197	11		1
Trucking (492 Gp & 2 AD)	2434	2434		2323			9880.2							2	1		12	12		
Red Stocking (492 Gp)	46	46	46	46																
Night Leaflets (406 Sq)	2428	2428	2302	2298		3734.4		3		1				3	5		16	11	1	10
R.C.M. (36 Sq)	1159	1152		1110										2	3		18	9		
Special (482 Gp)	202	202	180	173																
Air Sea Rescue (5 Em Res S)	3616	3616		3520										2	2		1			
H/B Scouting (862 Sq)	207	207		197																
Aphrodite & Batty (388 Gp)	35	35	35	35	(19 Babies & 6 RCB's)															
FIGHTER COMBAT OPERATIONS																				
Suppt, Swps, Rodeos	259861	256271	241835	233297	4980.7			5219	347	1563	4250	23	2886	2043	778	174	1922	125	35	128
Scouting	1178	1172	1096	1096				3	1	5				5			3	3	1	
PHOTO & RECON OPERATIONS																				
Wea & Spec (653, 654 Sqs)	2242	2242	2108	1984										15	14	1	34	11		
Wea & Recon (652 Sq)	1553	1553	1493	1485										2	2		6	9		
Photo & Recon (7 Photo Gp)	4593	4593	4247	3354										53	15		46	9		
PRU Escort (7 Photo Gp)	937	937	880	853					1	1				5	5		4			
GRAND TOTAL	619358	603574	555033	523574	696450.9	6031.9	19743.4	11481	2185	4779	4250	23	2886	6319	2401	337	41442	3030	1984	3226

DECLASSIFIED

DECLASSIFIED

TOTAL EFFORT
BY TYPE A/C
17 AUG 42 - 8 MAY 45

TYPE AIRCRAFT	AIRCRAFT: TOTAL SORTIES	AIRCRAFT: SORTIES LESS SPARES & OPS ABAND	AIRCRAFT: CREDIT SORTIES	AIRCRAFT: EFFECTIVE SORTIES	TONS ON TARGET: BOMBS: GERMANY ONLY	TONS ON TARGET: BOMBS: ALL TARGETS	TONS ON TARGET: LEAFLETS	TONS ON TARGET: SUPPLIES	TONS ON TARGET: TOTAL TONS OF BOMBS, GAS ETC.	E/A CLAIMS: DEST	E/A CLAIMS: PROB	E/A CLAIMS: DAM	A/C MIA
HEAVY BOMBERS (B-17 & B-24)													
Bombing	330866	318793	293919	266872	520267.7	687150.7	2086.6	6184.3	695421.6	6236	1826	3198	4139
Carpetbaggers (492 Gp)	2844	2844	2750	1847			210.9	3677.8	3888.7				24
Trucking (492 Gp)	2434	2434		2323				9880.2	9880.2				2
Night Leaflet (406 Sq)	2428	2428	2302	2298			3734.4		3734.4	3		1	3
RCM (36 Sq)	1159	1152		1110									2
Special (482 Gp)	202	202	180	173	(Equipment	Testing)							
Air Sea Rescue (5 Em Reso Sq)	16	16		16									
H/B Scouting (862 Sq)	207	207		197									
Aphrodite & Batty (388 Gp)	35	35	35	35	(19 Babies	& R.C.B.'s)							
Wea Recon (652 Sq)	1553	1553	1493	1485									2
TOTAL HEAVY BOMBERS	341744	329664	300679	276356		687150.7	6031.9	19742.3	712924.9	6239	1826	3199	4172
LIGHT BOMBERS (DB7 & A-26)													
Bombing	36	36	36	34		34.0			34.0				
Carpetbaggers (492 Gp)	13	13	13	13				1.1	1.1				1
TOTAL LIGHT BOMBERS	49	49	49	47		34.0		1.1	35.1				1
MEDIUM BOMBERS (B-26)													
Bombing	5108	5000	4093	3037		4285.5			4285.5	20	10	11	23
FIGHTERS (P-47,P-38,P-51,Spit)													
Suppt, Sweeps, Rodeos	259861	256271	241835	233297	357.6	4980.7			4980.7	9469	370	4449	2043
Scouting	1178	1172	1096	1096						3	1	5	5
PRU Escort (7 Photo Gp)	937	937	880	853							1	1	5
Air Sea Rescue	3481	3481		3388									1
TOTAL FIGHTERS	265457	261861	243811	238634		4980.7			4980.7	9472	372	4455	2054
PHOTO & RCN (F-5,Spit & Mosq)													
Wea & Spec (653 & 654 Sqs)	2242	2242	2108	1984									15
Photo & Rcn (7 Photo Gp)	4593	4593	4247	3354									53
Red Stocking (492 Gp)	46	46	46	46									
TOTAL PHOTO & RCN	6881	6881	6401	5384									68
AMPHIBIAN (OA-10)													
Air Sea Rescue	119	119		116									1
GRAND TOTAL	619358	603574	555033	523574	520625.3	696450.9	6031.9	19743.4	722226.2	15731	2208	7665	6319

DECLASSIFIED

DECLASSIFIED

TOTAL MONTHLY OPERATIONS

(ALL EIGHTH AIR FORCE UNITS)

MONTH	NO. OF UNITS OPERATING END OF EACH MONTH		AIRCRAFT				TONS ON TARGETS			TOTAL E/A CLAIMS			A/C LOST			
	GROUPS	EXTRA SQUADS	TOTAL SORTIES	SORTIES LESS SPARES & OPS ABAND	CREDIT SORTIES	EFFECTIVE SORTIES	BOMBS	SUPPLIES	LEAFLETS	DEST	PROB	DAM	MIA	CAT E	MISSING	TOTAL LOST
1942																
August	3		1024	1006	1000	997	170.0			4½	8	13	5	3		8
September	6		731	731	717	693	211.6			16	30	33	2			2
October	6		719	699	592	572	310.7			37½	36	23	8	1		9
November	8		707	658	570	463	677.4			14	30	4	9	3		12
December	6		611	593	483	411	381.3			40	67	23	13	1		14
TOTAL 1942			3792	3687	3362	3136	1751.0			112	171	96	37	8		45
1943																
January	7		538	518	459	443	665.6			46	42	27	19	5		24
February	7		700	543	472	424	636.6			71	24	12	24	2		26
March	8		1084	930	844	738	1662.5			147	41	54	20	4		24
April	10		1009	983	917	886	962.5	NONE	NONE	151	41	32	36	1	NONE	37
May	16		3994	3906	3574	3427	2862.5			396	89	192	91	5		96
June	17		4122	3704	3353	3012	2610.4			318	84	150	98	9		107
July	23		5490	5472	4893	4095	3891.6			583	164	347	125	19		144
August	25	3	5747	5700	5210	4477	4478.9			501	61	198	120	22		142
September	31	3	9762	9495	7935	6991	8254.5			327	54	139	105	26		131
October	29	3	6627	6489	5694	5210	5093.9		24.4	863	142	388	186	26		212
November	30	3	9085	9030	7011	6554	6442.3		100.8	238	72	138	148	31		179
December	37	3	11571	11417	10292	9382	11934.2		115.4	309	103	168	196	45		241
TOTAL 1943			59729	58187	50654	45639	49495.5		240.6	3950	918	1845	1168	195		1363
1944																
January	39	1	13609	13548	11846	10911	11796.0	15.3	150.0	696	153	301	235	42		277
February	43	1	19575	19092	17038	15535	18458.0	40.6	175.9	650	135	415	322	64		386
March	44	2	23686	23423	21089	18964	20660.0	73.5	258.3	913	173	420	434	84		518
April	47	2	29256	27364	24618	21941	25140.7	195.2	237.6	1223	142	763	512	65		577
May	55	2	36543	34325	31430	28160	36344.2	266.6	261.2	1070	154	438	487	85		572
June	57	2	55727	54695	50841	46653	60504.8	671.6	325.8	450	33	241	446	83	5	534

DECLASSIFIED

DECLASSIFIED

TOTAL MONTHLY OPERATIONS

(ALL EIGHTH AIR FORCE UNITS)

MONTH	NO. OF UNITS OPERATING END OF EACH MONTH		AIRCRAFT				TONS ON TARGETS			TOTAL E/A CLAIMS			A/C LOST			
	GROUPS	EXTRA SQUADS	TOTAL SORTIES	SORTIES LESS SPARES & OPS ABAN	CREDIT SORTIES	EFFECTIVE SORTIES	BOMBS	SUPPLIES	LEAFLETS	DEST	PROB	DAM	MIA	CAT E	MISSING	TOTAL LOST
1944																
July	57	2	43385	42632	39911	35744	45679.1	1488.0	312.0	498	51	252	358	124	6	488
August	57	2	44551	44018	41792	37901	49421.1	1203.0	328.5	625	21	296	442	154	13	609
September	57	2	36641	36025	31541	31533	40692.4	10505.9	334.3	951	56	398	429	165	52	646
October	57	2	33431	32837	30935	29617	43636.8	48.7	406.3	169	18	58	185	120	17	322
November	56	2	31700	31313	29147	28428	40422.4	12.6	466.4	641	44	231	286	220	83	589
December	56	1	33106	32559	30126	29450	41246.0	23.4	399.7	554	41	151	186	155	23	364
TOTAL 1944			401210	391831	360314	334837	434001.5	14544.4	3656.0	8440	1021	3964	4322	1361	199	5882
1945																
January	56	1	28803	28406	26434	25603	39077.6	22.9	347.8	356	8	79	140	275	33	448
February	56	1	37062	34965	33483	32943	51619.3	46.3	472.9	424	6	219	208	170	34	412
March	56	1	50858	49604	47670	47002	73878.1	764.3	654.9	417	26	271	227	213	36	476
April	55	1	35395	34386	32867	31936	46627.9	184.1	557.3	2032	58	1191	216	158	35	409
May			2509	2508	249	2478		4181.4	102.4				1	21		22
TOTAL 1945			154627	149869	140703	139962	211202.9	5199.0	2135.3	3229	98	1760	792	837	138	1767
GRAND TOTAL			619358	603574	555033	523574	696450.9	19743.4	6031.9	15731	2208	7665	6319	2401	337	9057

DECLASSIFIED

DECLASSIFIED

BOMBING OPERATIONS

(BOMBER COMBAT UNITS, EXCLUDING SPECIAL UNITS)

MONTH	NUMBER OF DAYS: OPERATIONS CARRIED OUT	NUMBER OF DAYS: OPERATIONS ENTIRELY RECALLED OR ABAND	AIRCRAFT: TOTAL SORTIES	AIRCRAFT: SORTIES LESS SPARES & OPS ABAND	AIRCRAFT: CREDIT SORTIES	AIRCRAFT: EFFECTIVE SORTIES	TONS DROPPED: BOMBS ON TARGETS: VISUAL	TONS DROPPED: BOMBS ON TARGETS: PFF	TONS DROPPED: SUPPLIES: FREE DROP	TONS DROPPED: SUPPLIES: PARA-CHUTE	TONS DROPPED: LEAF-LETS	A/C MIA	E/A CLAIMS: IN THE AIR: DEST	E/A CLAIMS: IN THE AIR: PROB	E/A CLAIMS: IN THE AIR: DAM	E/A CLAIMS: ON THE GROUND
1942																
Aug	7	1	114	96	90	87	170.0	FIRST PFF BOMBING MISSION 27 Sept. '43.	NONE	NONE			2	6	9	(CLAIMS NOT ASSESSED PRIOR TO Jan. '44.)
Sept	3	1	120	120	106	83	188.6					2	16	29	32	
Sept (L/B)			24	24	24	23	23.0									
Oct	3		284	264	157	138	299.7					7	34	36	21	
Oct (L/B)			12	12	12	11	11.0									
Nov	8		519	470	382	275	677.4					9	12	30	4	
Dec	4		371	353	243	171	381.3					13	40	65	23	
TOTAL 1942	25	2	1444	1339	1014	788	1751.0					31	104	166	89	
1943																
Jan	4		358	338	279	263	665.6					18	40	42	26	
Feb	5	2	526	369	298	250	636.6					22	71	24	12	
Mar	9	1	956	802	716	610	1662.5					19	147	41	53	
Apr	4		450	424	373	353	962.5					28	148	41	31	
May	9		1640	1552	1340	1217	2851.8					68	389	82	175	
May (M/B)			23	23	23	11	10.7					10				
Jun	7	2	2154	1736	1447	1128	2610.4					85	300	81	146	
Jul	10		2828	2816	2334	1609	3698.2					109	542	155	325	
Jul (M/B)			283	277	245	184	193.4					2	3	2	2	
Aug	8		2267	2226	2058	1653	3570.5					107	440	56	162	
Aug (M/B)			1190	1184	996	679	908.4					4	4	2	3	
Sept	11		3419	3234	2561	2088	4728.6	748.9				84	273	45	125	
Sept (M/B)			3033	2951	2344	1897	2777.0					7	13	6	6	
Oct	7		2690	2566	2159	1911	3528.5	1169.4				176	790	131	348	
Oct (M/B)			579	565	485	266	396.0									
Nov	11		4490	4435	2916	2483	2030.4	4395.1				93	134	46	81	
Dec	10		6337	6183	5618	4730	4456.1	7467.6			3.3	163	227	89	133	
TOTAL 1943	95	5	33223	31681	26192	21332	35687.2	13781.0			3.3	995	3521	843	1628	

Figures include A/C participating in day H/B operations dropping leaflets, chaff, or mixed loads, and bombs dropped by 492nd Group.

DECLASSIFIED

DECLASSIFIED

BOMBING OPERATIONS

(BOMBER COMBAT UNITS, EXCLUDING SPECIAL UNITS)

MONTH	NUMBER OF DAYS: OPERATIONS CARRIED OUT	NUMBER OF DAYS: OPERATIONS ENTIRELY RECALLED OR ABAND	AIRCRAFT: TOTAL SORTIES	AIRCRAFT: SORTIES LESS SPARES & OPS ABAN	AIRCRAFT: CREDIT SORTIES	AIRCRAFT: EFFECTIVE SORTIES	TONS DROPPED: BOMBS ON TARGETS: VISUAL	TONS DROPPED: BOMBS ON TARGETS: PFF	TONS DROPPED: SUPPLIES: FREE DROP	TONS DROPPED: SUPPLIES: PARA-CHUTE	TONS DROPPED: LEAF-LETS	A/C MIA	E/A CLAIMS: IN THE AIR: DEST	E/A CLAIMS: IN THE AIR: PROB	E/A CLAIMS: IN THE AIR: DAM	E/A CLAIMS: ON THE GROUND
1944																
Jan	11		6757	6696	5562	4672	5380.2	6378.3			27.6	175	521	124	231	19
Feb	18	1	10211	9728	8572	7150	7823.9	10611.7			37.4	250	356	106	261	647
Mar	23		11943	11680	10552	8500	9006.2	11635.1			99.1	298	409	118	177	281
Apr	21	2	14380	13038	11428	9535	20951.0	3838.4			74.8	361	397	114	208	470
May	25	1	19758	18006	16346	13892	25730.5	10318.4			123.5	310	407	123	186	265
Jun	28	1	28791	28072	25866	22581	34464.6	24130.0		313.4	73.1	230	45	21	61	178
Jul	27		23776	23357	21979	18731	22827.2	22638.1		572.1	53.6	241	100	38	70	167
Aug	23		22841	22661	21837	18659	44899.1	2796.7		342.2	87.8	222	31	12	38	448
Sept	20	1	18140	17873	16556	15348	19144.0	21349.0		177.2	152.8	246	90	41	40	32
Oct	18	1	18882	18623	17717	16602	9866.2	33749.5			165.8	117	17	14	17	74
Nov	18		16596	16478	15361	14745	3922.3	36455.2			151.1	174	35	19	56	11
Dec	21	1	17892	17462	16260	15621	13586.5	27659.5			138.1	96	63	21	45	50
TOTAL 1944	253	8	209967	203674	188036	166036	217601.7	211559.9		1404.9	1184.7	2720	2471	751	1390	2642
1945																
Jan	21		16427	16128	15249	14480	12776.2	26231.3			165.8	93	41	7	12	
Feb	20	1	22539	20550	20194	19606	14518.0	37086.2			196.6	89	1		3	6
Mar	26		30358	29271	28826	28010	28104.4	45745.4	598.0		247.0	125	26	16	47	132
Apr	19	1	19776	18911	18459	17437	37065.9	9562.0			186.8	108	92	53	40	299
May 1-8	-	-	2276	2275	78	2254	-	-	4181.4		102.4	1				
TOTAL 1945	86	2	91376	87135	82806	81787	92464.5	118624.9	4779.4		898.6	416	160	76	102	437
GRAND TOTAL	459	17	336010	323829	298048	269943	347504.4	343965.8	4779.4	1404.9	2086.6	4162	6256	1836	3209	3079

DECLASSIFIED

NOTE: For operations of special units see pages 68, 69, 70, and 71.

DECLASSIFIED

FIGHTER OPERATIONS

(COMBAT GROUPS)

MONTH	NO. OF DAYS OPNS CARRIED OUT	AVG NO. SORTIES PER OP DAY	AIRCRAFT				A/C SORTIES BY TYPE OF MISSION		NO. OF A/C DROPPING BOMBS	TONS OF BOMBS DROPPED ON TARGETS	A/C MIA	E/A CLAIMS					
												IN THE AIR			ON THE GROUND		
			TOTAL SORTIES	SORTIES LESS SPARES & OPS ABAND	CREDIT SORTIES	EFFECTIVE SORTIES	HEAVY BOMBER SUPPORT	STRAFING, BOMBING & SWEEPS				DEST	PROB	DAM	DEST	PROB	DAM
1942																	
Aug	(Unavailable)		910	910	910	910		910			5	2½	2	4			
Sep			587	587	587	587		587					1	1			
Oct			423	423	423	423		423			1	3½		2			
Nov			188	188	188	188		188				2					
Dec			240	240	240	240		240					2				
TOTAL 1942			2348	2348	2348	2348		2348			6	8	5	7			
1943																	
Jan			180	180	180	180		180			1	6		1			
Feb			174	174	174	174		174			2						
Mar			127	127	127	127		127			1			1			
Apr	8	65.8	526	526	514	514	119	407			6	3		1			
May	19	119.9	2279	2279	2166	2166	603	1676			12	7	7	17			
Jun	14	137.3	1922	1922	1862	1862	697	1225			9	18	3	4			
Jul	16	145.4	2326	2326	2266	2266	1284	1042			13	38	7	20			
Aug	14	161.1	2255	2255	2124	2124	1496	759			9	57	3	33			
Sep	15	214.7	3220	3220	2945	2945	1758	1462			14	41	3	8			
Oct	16	204.6	3273	3273	2971	2971	2513	760			10	73	11	40			
Nov	11	404.3	4447	4447	3955	3955	4110	337	67	16.8	55	104	27	57			
Dec	14	361.8	5065	5065	4519	4519	4811	254	42	10.5	31	82	14	35			
TOTAL 1943			25794	25794	23803	23803	17391	8403	109	27.3	163	429	75	217			
1944																	
Jan	16	413.4	6615	6615	6061	6061	5961	654	150	37.5	59	175	29	70			
Feb	20	450.6	9012	9012	8131	8131	8864	148	80	22.4	70	292	29	144	2		10
Mar	24	472.9	11349	11349	10175	10175	10810	539	61	18.7	130	406	38	117	98	17	126

DECLASSIFIED

DECLASSIFIED

FIGHTER OPERATIONS

(COMBAT GROUPS)

MONTH	NO. OF DAYS OPNS CARRIED OUT	AVG NO. SORTIES PER OP DAY	AIRCRAFT				A/C SORTIES BY TYPE OF MISSION		NO. OF A/C DROPPING BOMBS	TONS OF BOMBS DROPPED ON TARGETS	A/C MIA	E/A CLAIMS					
												IN THE AIR			ON THE GROUND		
			TOTAL SORTIES	SORTIES LESS SPARES & OPS ABAND	CREDIT SORTIES	EFFECTIVE SORTIES	HEAVY BOMBER SUPPORT	STRAFING BOMBING & SWEEPS				DEST	PROB	DAM	DEST	PROB	DAM
1944																	
Apr	23	619.2	14242	13692	12586	11936	11006	2686	809	351.3	148	332	22	100	493	6	455
May	27	583.1	15745	15279	14374	13445	13851	1428	596	295.3	171	494	31	111	168		141
Jun	28	909.4	25463	25150	24035	22854	13576	11574	6223	1910.2	207	284	12	101	121		78
Jul	29	617.7	17912	17578	16667	15609	15136	2442	797	213.8	109	269	13	97	129		85
Aug	26	761.4	19796	19450	18500	17620	13079	6371	4543	1725.3	209	273	9	60	320		198
Sep	26	570.8	14841	14492	13892	12873	9556	4936	810	199.4	169	469	15	92	392		266
Oct	19	713.5	13556	13221	12686	12088	12784	437	159	21.1	63	72	4	11	80		30
Nov	19	741.3	14084	13815	13236	12757	12235	1580	269	44.9	108	471	25	100	135		75
Dec	21	676.4	14204	14087	13287	12905	13446	641			87	478	20	87	13		19
TOTAL 1944	278	636.0	176819	173740	163630	156454	140304	33436	14497	4839.9	1530	4015	247	1090	1951	23	1483
1945																	
Jan	21	542.7	11397	11299	10642	10241	9915	1384	220	70.1	44	232	1	28	83		39
Feb	22	588.6	12950	12842	12305	11942	11295	1547	83	15.1	111	129	6	49	294		167
Mar	27	665.0	17954	17787	17105	16718	15666	2121	81	28.3	95	260	9	99	131		124
Apr	20	682.8	13655	13511	12986	12771	13168	343			99	149	5	78	1791		1073
May 1-8 (Not Comparable)			122	122	112	116	118	4									
TOTAL 1945	90	621.7	56078	55561	53150	51788	50162	5399	384	113.5	349	770	21	254	2299		1403
GRAND TOTAL			261039	257443	242931	234393	207857	49586	14990	4980.7	2048	5222	348	1568	4250	23	2886

Fighter Operations include Scouting. For Fighter Air/Sea Rescue Operations, see page 71.
In addition to E/A claims on this page, P-51 A/C of 7th Photo Group claimed 0-1-1 in March 1945 (See page 73)

DECLASSIFIED

DECLASSIFIED

BOMBER LOGISTICS

(RATIOS OF USE, CONSUMPTION, AND EFFORT)

MONTH	SORTIES PER					FLYING TIME			TONS BOMBS DROPPED PER			ROUNDS AMMO EXPENDED		PERCENT				
						TOTAL HOURS												
	OPERATIONAL DAY	UNIT EQUIPMENT A/C	COMBAT CREW ASGD	A/C ON HAND TACT UNITS	EFFECTIVE STRENGTH	PER COMBAT CREW ASGD	PER A/C ON HAND	OPER HRS PER SORTIE	A/C ON HAND	SORTIE	A/C LOST (MIA MISS & CAME)	PER ENEMY AIRCRAFT DESTROYED	PER OPERATIONAL DAY	BOMBS ON TGT OF EXPENDED	A/C OPER OF ON HAND	A/C BATTLE DAMAGED OF SORTIES	A/C NON-EFFECTIVE OF TOTAL SORTIES	A/C SORTIES NON-EFFECTIVE FOR MECH FAILURE
1942																		
August	14.3	2.4	2.4	2.9	5.4				4.4	1.5	-	20200	5050	84.7	61.5	15.8	23.7	
September	30.0	.8	1.4	1.6	2.2				2.5	1.6	94.3	2106	8425	54.4	73.7	9.2	30.8	
October	94.7	1.2	2.0	2.2	3.2				2.3	1.1	42.8	4705	5333	48.3	70.3	18.3	51.4	
November	64.9	1.5	2.5	2.5	5.2			4.8	3.3	1.3	61.6	20983	31850	78.9	48.3	22.0	47.0	
December	92.8	1.5	2.4	2.1	3.3			4.3	2.2	1.0	27.2	7164	71642	88.6	65.3	19.7	53.9	
1943																		
January	89.5	1.2	2.4	2.3	4.5			4.7	4.3	1.9	31.7	10998	109975	91.9	51.6	37.7	26.5	10.6
February	75.1	1.8	3.7	3.6	7.1			4.3	4.4	1.2	26.5	6238	63271	90.3	57.5	21.5	52.5	16.5
March	95.6	3.3	6.3	5.0	11.0			4.1	8.8	1.7	72.3	5388	79200	94.4	58.9	15.4	36.2	7.9
April	112.5	1.6	2.4	1.9	3.2			4.4	4.2	2.1	33.2	4298	159025	92.9	66.2	19.3	21.6	13.6
May	182.2	2.8	5.2	4.8	9.2			3.7	8.4	1.7	39.1	5725	247456	90.2	58.8	25.2	25.8	10.3
June	239.3	3.5	5.1	4.7	9.7	53.9	41.0	4.1	5.7	1.2	28.1	7780	259333	86.5	62.5	22.0	47.6	9.7
July	282.8	3.9	6.1	4.8	10.1	55.4	43.6	5.0	6.3	1.3	28.9	8177	445640	84.5	64.2	36.2	43.1	11.6
August	283.4	2.8	4.5	3.9	7.8	35.8	31.4	3.5	6.1	1.6	28.8	7280	404015	89.8	69.8	38.3	27.1	7.1
September	310.8	3.4	5.2	5.2	9.2	41.9	42.2	3.9	8.3	1.6	54.2	8992	233798	87.5	70.3	22.0	38.9	7.8
October	384.3	2.8	3.3	3.6	6.5	35.8	38.4	5.6	6.2	1.7	23.7	5607	632773	90.8	70.1	29.7	29.0	11.6
November	408.2	4.4	4.2	5.1	7.8	39.0	46.9	5.2	7.1	1.4	56.4	14109	171870	85.9	78.2	24.1	44.7	11.9
December	633.7	5.2	4.1	6.1	8.8	37.5	55.2	5.9	11.3	1.9	59.6	12677	287773	90.7	71.1	20.1	25.4	7.4

DECLASSIFIED

DECLASSIFIED

BOMBER LOGISTICS

(RATIOS OF USE, CONSUMPTION, AND EFFORT)

MONTH	SORTIES PER					FLYING TIME			TONS BOMBS DROPPED PER			ROUNDS AMMO EXPENDED		PERCENT				
						TOTAL HOURS												
	OPERATIONAL DAY	UNIT EQUIPMENT A/C	COMBAT CREW ASGD	A/C ON HAND TACT UNITS	EFFECTIVE STRENGTH	PER COMBAT CREW ASGD	PER A/C ON HAND	OPER HRS PER SORTIE	A/C ON HAND	SORTIE	A/C LOST (MIA MISS & CAT E)	PER ENEMY AIRCRAFT DESTROYED	PER OPERATIONAL DAY	BOMBS ON TGT OF EXPENDED	A/C OPER OF ON HAND	A/C BATTLE DAMAGED OF SORTIES	A/C NON-EFFECTIVE OF TOTAL SORTIES	A/C SORTIES NON-EFFECTIVE FOR MECH FAILURE
1944																		
January	614.3	5.5	4.2	6.4	8.2	32.9	45.8	5.2	10.9	1.7	55.7	6238	295476	90.6	77.8	16.9	30.9	6.6
February	537.4	7.5	6.2	7.0	10.4	47.7	53.9	6.2	12.4	1.8	61.7	11993	224716	90.5	70.6	21.3	30.0	7.0
March	519.3	8.3	7.4	8.1	12.4	62.1	66.4	6.5	13.8	1.7	59.1	10281	182815	89.9	73.0	23.9	28.8	7.4
April	625.2	9.8	8.3	8.9	13.7	63.0	69.4	5.8	14.9	1.7	60.6	11875	205486	89.9	79.7	25.0	33.7	4.4
May	760.0	10.9	9.2	9.7	15.2	79.8	86.4	6.2	17.4	1.8	98.5	10727	168333	94.2	79.9	19.0	29.7	4.1
June	992.8	15.1	10.2	11.5	15.5	67.6	75.9	5.6	23.0	2.0	209.3	62331	96720	97.3	83.4	15.8	21.6	4.0
July	880.6	12.7	7.7	10.2	13.4	63.5	84.0	6.4	18.7	1.9	140.3	23989	88849	95.6	83.9	16.8	21.2	4.0
August	993.1	12.2	7.1	9.7	13.0	63.0	83.5	6.3	19.9	2.1	150.0	66191	92091	95.8	80.4	20.0	18.3	3.2
September	863.8	10.9	6.0	8.8	9.9	52.1	74.4	6.7	16.7	2.2	110.9	26085	111792	96.0	84.5	22.5	15.4	3.1
October	993.8	9.9	5.5	7.6	9.8	52.1	68.6	6.3	17.1	2.3	226.0	107119	95843	96.5	83.3	18.8	12.1	3.3
November	922.0	9.0	4.9	6.9	8.8	48.1	65.6	6.5	16.4	2.4	119.5	58911	114549	96.4	84.3	20.8	11.2	3.2
December	813.3	9.8	5.1	8.0	9.8	44.5	69.1	6.6	17.9	2.3	207.3	29611	84796	95.6	84.3	11.7	12.7	2.4
1945																		
January	782.2	8.9	4.7	7.7	9.9	42.8	70.9	6.6	17.9	2.4	128.7	48991	95648	93.7	80.3	21.1	11.9	3.7
February	1073.3	12.2	6.0	10.5	12.6	58.2	96.4	7.4	23.0	2.3	223.4	2742768	130608	93.7	84.7	14.2	13.0	2.0
March	1167.6	16.7	8.0	13.8	15.6	70.5	117.2	6.9	31.2	2.4	262.8	97109	97109	96.7	86.9	16.0	7.7	1.7
April	988.8	11.2	5.4	8.7	9.8	60.5	85.9	7.9	19.8	2.4	214.9	18956	87195	96.3	91.1	8.9	11.8	1.2

DECLASSIFIED

DECLASSIFIED

FIGHTER LOGISTICS

(RATIOS OF USE, CONSUMPTION, AND EFFORT)

MONTH	SORTIES PER					FLYING TIME			E/A DESTROYED			ROUNDS AMMO EXPENDED			PERCENT		
						TOTAL HOURS											
	OPERATIONAL DAY	UNIT EQUIPMENT A/C	PILOT ASGD	A/C ON HAND TACT UNITS	EFFECTIV STRENGTH	PER PILOT ASGD	PER A/C ON HND	OPER. HOURS PER SORTIE	IN THE AIR PER U.S. FTR MIA	IN AIR & ON GRD PER US FTR MIA	PER OPER. DAY	PER OPER DAY	PER E/A DESTROYED IN AIR	PER TOTAL E/A DESTROYED	A/C OPER OF ON HAND	A/C NON-EFFECTIVE OF TOTAL SORTIES	A/C SORTIES NON-EFFECTIVE FOR MECH FAIL
1942																	
Aug		6.1						2.9	.5	.5							
Sept		2.6						3.0	-	-							
Oct		5.6						2.9	3.5	3.5							
Nov		2.5						2.8	-	-							
Dec		3.2						2.8	-	-							
1943																	
Jan		2.4						2.9	6.0	6.0							
Feb		2.3						2.8	-	-							
Mar		1.7						2.8	-	-							
Apr	65.8	2.3	2.5	3.8	8.0			2.9	.5	.5	.4				47.5	2.2	1.7
May	119.9	10.1	8.7	10.8	15.8			2.9	.6	.6	.4				68.2	4.9	2.8
Jun	137.3	8.5	7.3	8.6	11.2			2.9	2.0	2.0	1.3				76.7	3.1	2.4
Jul	145.4	10.3	9.1	11.0	13.6			2.9	2.9	2.9	2.4	3471	1462	1462	80.7	2.6	2.5
Aug	161.1	7.5	6.9	8.9	11.1			2.9	6.4	6.4	4.1	5554	1364	1364	80.6	5.8	4.6
Sept	214.7	7.2	6.0	8.7	11.8			2.1	2.9	2.9	2.7	4830	1767	1767	73.7	8.5	6.0
Oct	204.6	5.5	4.4	5.9	7.7	22.8	30.5	2.2	7.2	7.2	4.6	8819	1933	1933	76.2	9.2	7.1
Nov	404.3	7.4	5.8	7.0	9.3	26.6	32.5	2.5	1.9	1.9	9.5	21062	2228	2228	75.3	11.1	8.4
Dec	361.8	6.1	5.9	7.0	9.0	27.0	32.2	2.7	3.0	3.0	5.9	13512	2307	2307	77.9	10.8	8.1

NOTE: Data on 1942 and early 1943 operations is not available for all columns.

DECLASSIFIED

DECLASSIFIED

FIGHTER LOGISTICS

(RATIOS OF USE, CONSUMPTION, AND EFFORT)

MONTH	SORTIES PER					FLYING TIME			E/A DESTROYED			ROUNDS AMMO EXPENDED			PERCENT		
						TOTAL HOURS											
	OPERATIONAL DAY	UNIT EQUIPMENT A/C	PILOT ASGD	A/C ON HAND TACT UNITS	EFFECTIVE STRENGTH	PER PILOT ASGD	PER A/C ON HND	OPER. HOURS PER SORTIE	IN THE AIR PER U.S. FTR MIA	IN AIR & ON GRD PER US FTR MIA	PER OPER. DAY	PER OPER. DAY	PER E/A DESTROYED IN AIR	PER TOTAL E/A DESTROYED	A/C OPER OF ON HAND	A/C NON-EFFECTIVE OF TOTAL SORTIES	A/C SORTIES NON-EFFECTIVE FOR MECH FAIL
1944																	
Jan	413.4	7.4	6.4	7.3	9.4	30.0	34.0	2.9	3.0	3.0	10.9	20521	1876	1876	77.8	8.4	5.4
Feb	450.6	10.0	7.7	10.2	13.3	29.9	39.8	3.1	4.2	4.2	14.7	33002	2260	2245	76.8	9.8	7.8
Mar	472.9	11.7	9.1	11.2	15.8	39.1	48.3	3.4	3.1	3.9	21.0	42659	2522	2031	70.9	10.4	7.6
Apr	619.2	13.6	11.1	13.4	18.4	46.0	56.4	3.4	2.2	5.6	35.9	60940	4222	1699	74.0	16.2	6.9
May	583.1	14.0	10.9	13.4	18.4	50.3	63.2	3.7	2.9	3.9	24.5	55450	3031	2262	75.1	14.6	7.8
Jun	909.4	22.6	15.0	22.9	28.8	59.2	90.6	3.5	1.4	2.0	14.5	100276	9886	6933	81.5	10.3	5.2
Jul	617.7	15.9	9.6	15.2	19.3	47.6	75.5	4.0	2.5	3.7	17.2	49840	5373	3632	80.4	12.9	7.2
Aug	761.4	17.6	10.2	18.5	22.8	47.0	86.7	4.0	1.3	2.8	22.8	170580	16246	7479	81.8	11.0	6.5
Sept	570.8	13.2	7.9	13.0	17.0	38.8	63.9	4.5	2.8	5.1	33.1	106400	5515	3004	79.1	13.3	5.5
Oct	713.5	12.0	7.1	11.1	13.7	41.9	64.0	4.2	1.1	2.4	8.0	46691	12321	5836	82.0	10.8	5.5
Nov	741.3	12.5	7.0	10.9	13.7	36.5	56.3	4.3	4.4	5.6	31.9	90327	3644	2832	80.1	9.4	5.9
Dec	676.4	12.6	7.5	11.3	14.1	34.9	52.6	4.5	5.5	5.6	23.4	46736	2053	1999	81.6	9.2	5.8
1945																	
Jan	542.7	10.1	6.5	9.0	11.3	31.3	43.8	4.0	5.3	7.2	15.0	43051	3897	2870	81.7	10.2	5.8
Feb	588.6	11.5	6.6	10.8	14.1	38.8	62.1	4.7	1.2	3.8	19.2	116237	19823	6045	81.0	7.8	5.4
Mar	665.0	16.0	9.9	15.3	20.4	54.8	84.7	4.6	2.7	4.1	14.5	52488	5451	3625	79.7	6.9	5.0
Apr	682.8	12.1	7.6	10.8	13.6	47.8	61.5	5.0	1.5	19.6	97.0	73441	9858	6301	83.6	6.5	4.4

DECLASSIFIED

AIRCRAFT LOSS RATE

DECLASSIFIED

OPERATIONAL LOSSES (MISSING and Cat E)
AS PERCENT OF AIRCRAFT ENTERING ENEMY TERRITORY
COMBAT UNITS ONLY

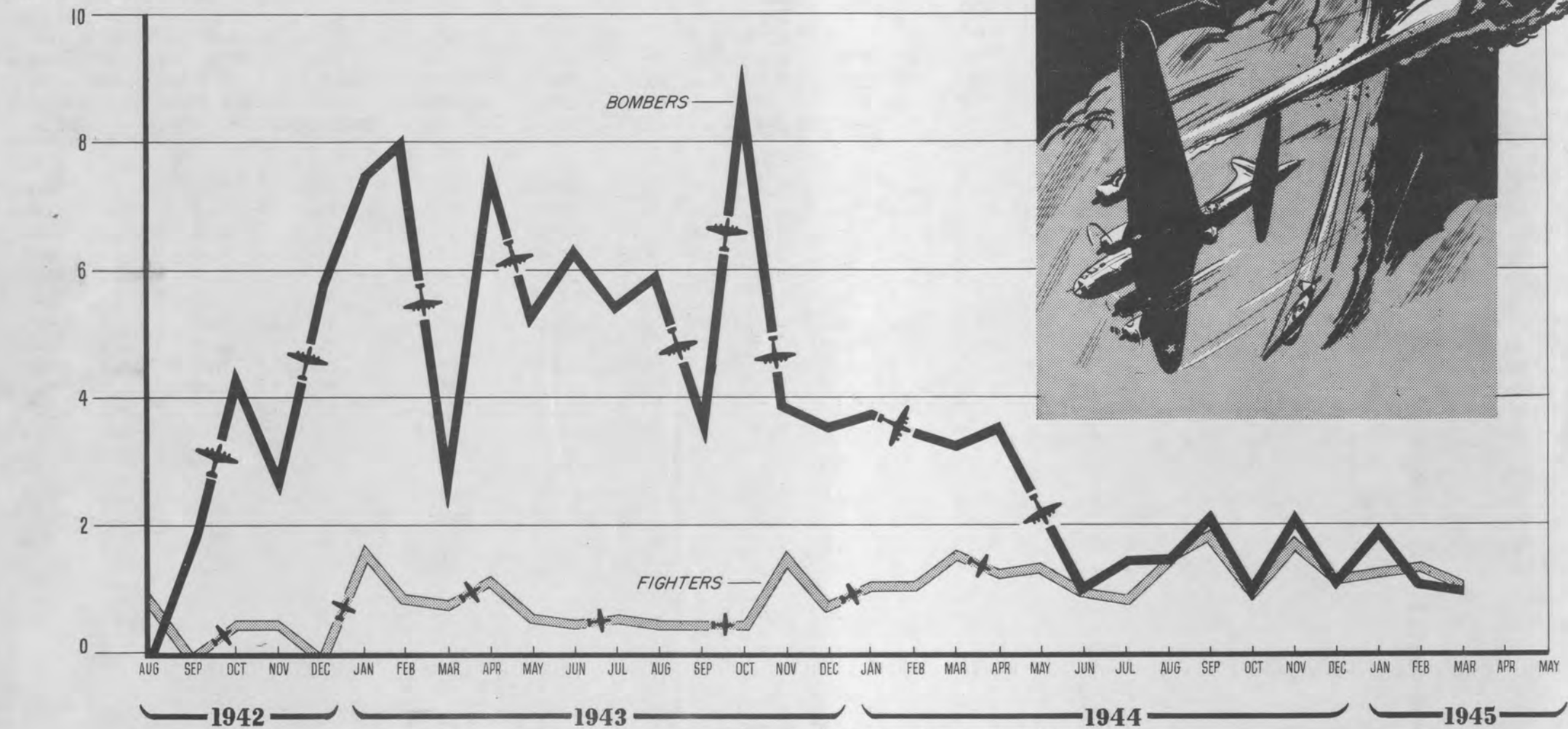

DECLASSIFIED

DECLASSIFIED

AIRCRAFT LOSS RATE

ON COMBAT OPERATIONS

HEAVY BOMBERS

MONTH	COMBAT UNIT CREDIT SORTIES	A/C LOST (MIA, MISS. & CAT E)	LOSSES AS % OF CREDIT SORTIES	MONTH	CREDIT SORTIES	A/C LOST (MIA, MISS. & CAT E)	LOSSES AS % OF CREDIT SORTIES
1942				1944			
Aug	90		-	Jan	5562	211	3.8
Sept	106	2	1.9	Feb	8572	299	3.5
Oct	157	7	4.5	Mar	10552	349	3.3
Nov	382	11	2.9	Apr	11428	409	3.6
Dec	243	14	5.8	May	16346	366	2.2
TOTAL'42	978	34	3.5	Jun	25866	280	1.1
				Jul	21979	324	1.5
1943				Aug	21837	318	1.5
Jan	279	21	7.5	Sept	16556	365	2.2
Feb	298	24	8.1	Oct	17717	193	1.1
Mar	716	23	3.2	Nov	15361	338	2.2
Apr	373	29	7.8	Dec	16260	199	1.2
May	1340	73	5.4	TOTAL'44	188036	3651	1.9
Jun	1447	93	6.4				
Jul	2334	128	5.5	1945			
Aug	2058	124	6.0	Jan	15249	303	2.0
Sept	2561	101	3.9	Feb	20194	231	1.1
Oct	2159	198	9.2	Mar	28826	281	1.0
Nov	2916	114	3.9	Apr	18459	217	1.2
Dec	5618	200	3.6	May	78	12	+
TOTAL'43	22099	1128	5.1	TOTAL'45	82806	1044	1.3
GRAND TOTAL 17 Aug'42 - 8 May'45					293919	5857	1.99

FIGHTERS

MONTH	COMBAT UNIT CREDIT SORTIES	A/C LOST (MIA, MISS. & CAT E)	LOSSES AS % OF CREDIT SORTIES	MONTH	CREDIT SORTIES	A/C LOST (MIA, MISS. & CAT E)	LOSSES AS % OF CREDIT SORTIES
1942				1944			
Aug	910	8	.9	Jan	6061	65	1.1
Sept	587		-	Feb	8131	85	1.1
Oct	423	2	.5	Mar	10175	162	1.6
Nov	188	1	.5	Apr	12586	163	1.3
Dec	240		-	May	14374	197	1.4
TOTAL'42	2348	11	.5	Jun	24035	242	1.0
				Jul	16667	153	.9
1943				Aug	18500	278	1.5
Jan	180	3	1.7	Sept	13892	260	1.9
Feb	174	2	1.1	Oct	12686	122	1.0
Mar	127	1	.8	Nov	13236	239	1.8
Apr	514	6	1.2	Dec	13287	160	1.2
May	2166	12	.6	TOTAL'44	163630	2126	1.3
Jun	1862	10	.5				
Jul	2266	13	.6	1945			
Aug	2124	11	.5	Jan	10642	139	1.3
Sept	2945	14	.5	Feb	12305	168	1.4
Oct	2971	14	.5	Mar	17105	182	1.1
Nov	3955	64	1.6	Apr	12986	176	1.4
Dec	4519	38	.8	May	112	10	+
TOTAL'43	23803	188	.8	TOTAL'45	53150	675	1.3
GRAND TOTAL 17 Aug'42 - 8 May'45					242931	3000	1.23

\+ May A/C losses include some A/C damaged in April but written off the inventory in May. H/B's carried out only "chow hound" (Non-sortie credit) operations after 25 Apr, '45. Fighters escorted leaflet A/C only in May '45.

DECLASSIFIED

BOMBING ACCURACY

DECLASSIFIED

AVERAGE PERCENT OF BOMBS DROPPED WHICH FELL WITHIN 1000 FT. AND 2000 FT. RESPECTIVELY OF PRE-ASSIGNED MPI'S ON VISUAL MISSIONS UNDER CONDITIONS OF GOOD AND FAIR VISIBILITY

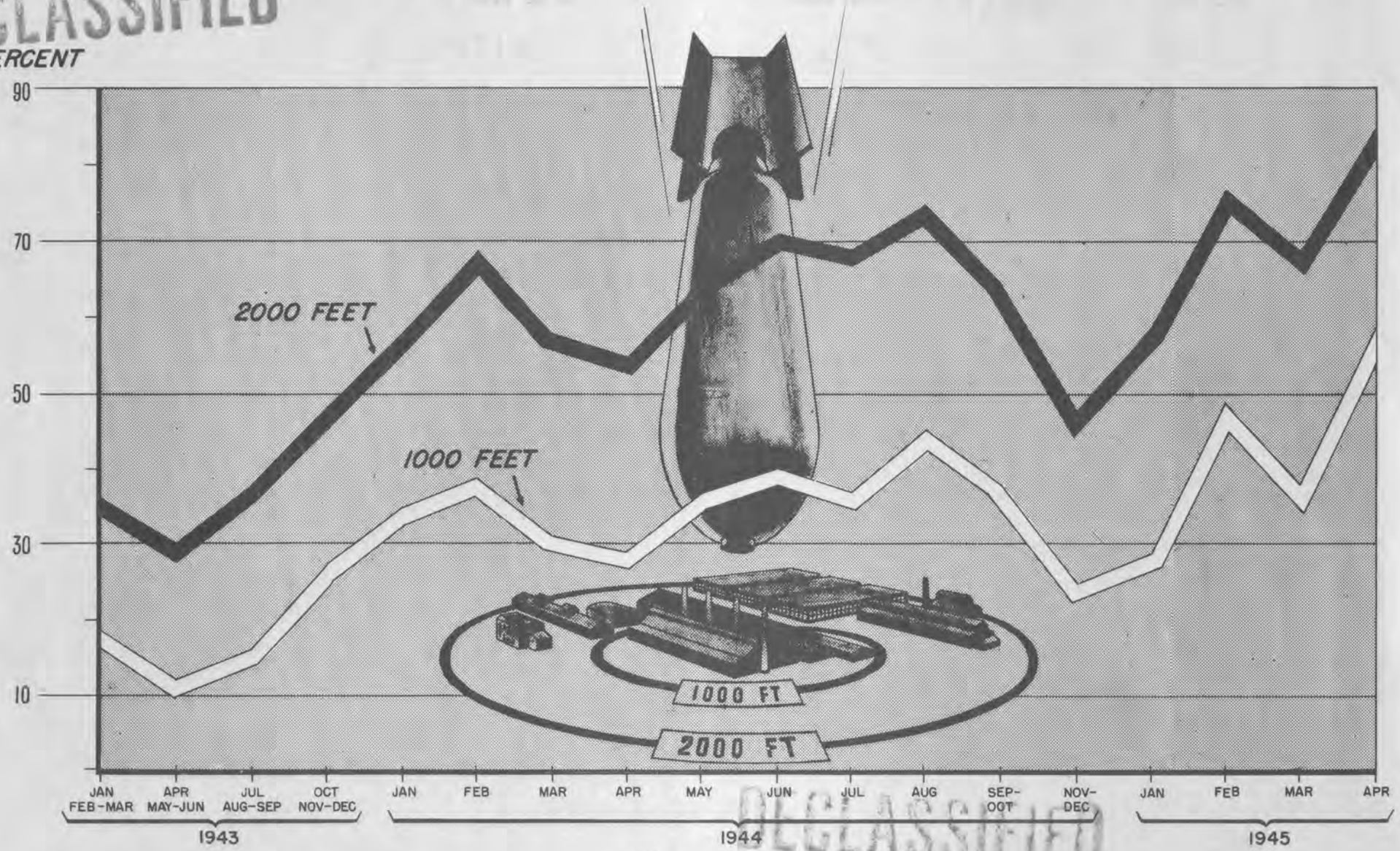

DECLASSIFIED

BOMBING ACCURACY

DECLASSIFIED

AVERAGE PERCENT OF BOMBS DROPPED WHICH FELL WITHIN 1000 FT AND 2000 FT, RESPECTIVELY, OF PRE-ASSIGNED MPI's ON VISUAL MISSIONS UNDER CONDITIONS OF GOOD TO FAIR VISIBILITY

	WITHIN 1000 FT.				WITHIN 2000 FT.			
PERIOD	1st Div.	2nd Div.	3rd Div.	8th A.F.	1st Div.	2nd Div.	3rd Div.	8th A.F.
1943								
January, February, March	18	-	-	18	36	-	-	36
April, May, June	13	-	11	12	32	-	29	30
July, August, September	13	-	19	16	31	-	48	38
October, November, December	25	32	27	27	46	58	47	48
1944								
January	34	23	41	35	61	48	60	58
February	42	26	46	39	76	49	77	69
March	31	20	39	31	64	36	70	58
April	34	21	32	29	62	43	58	55
May	44	34	33	37	68	64	62	65
June	49	32	35	40	81	62	65	71
July	42	26	44	37	73	56	77	69
August	54	36	42	45	84	65	72	75
September, October	29	32	46	38	61	56	72	65
November, December	24	24	25	25	54	44	47	48
1945								
January	29	34	24	29	59	61	56	59
February	50	57	40	49	80	81	69	77
March	40	45	30	38	76	73	58	69
April	64	58	52	59	91	79	80	85

DECLASSIFIED

DECLASSIFIED

BOMBS ON TARGET

TOTAL TONS DROPPED MONTHLY

MONTH	HEAVY BOMBERS			MEDIUM BOMBERS			FIGHTERS			TOTALS BY TYPE			GRAND TOTAL ALL TYPES TONNAGE
	H.E.	FRAG	I.B.	H.E.	FRAG	I.B.	H.E.	FRAG	I.B.	H.E.	FRAG	I.B.	
1942													
Aug	163.9		6.1							163.9		6.1	170.0
Sept	186.6		2.0	23.0						209.6		2.0	211.6
Oct	282.1		17.6	11.0						293.1		17.6	310.7
Nov	677.4									677.4			677.4
Dec	363.6		17.7							363.6		17.7	381.3
TOTAL'42	1673.6		43.4	34.0+						1707.6		43.4	1751.0
1943													
Jan	665.6	NONE			NONE	NONE	NONE	NONE	NONE	665.6	NONE		665.6
Feb	636.6									636.6			636.6
Mar	1662.5									1662.5			1662.5
Apr	962.5									962.5			962.5
May	2727.3		124.5	10.7						2738.0		124.5	2862.5
Jun	2610.4									2610.4			2610.4
Jul	3186.1		512.1	179.8		13.6				3365.9		525.7	3891.6
Aug	3140.4	80.7	349.4	908.4						4048.8	80.7	349.4	4478.9
Sept	4810.7	318.4	348.4	2702.0	15.2	59.8				7512.7	333.6	408.2	8254.5
Oct	3405.3		1292.6	396.0						3801.3		1292.6	5093.9
Nov	4042.6		2382.9				16.8			4059.4		2382.9	6442.3
Dec	7734.1		4189.6				10.2	.3		7744.3	.3	4189.6	11934.2
TOTAL'43	35584.1	399.1	9199.5	4196.9	15.2	73.4	27.0	.3		39808.0	414.6	9272.9	49495.5

+ DB - 7 OPS

DECLASSIFIED

DECLASSIFIED

BOMBS ON TARGETS

TOTAL TONS DROPPED MONTHLY

MONTH	HEAVY BOMBERS			MEDIUM BOMBERS			FIGHTERS			TOTALS BY TYPES			GRAND TOTAL
	H.E.	FRAG	I.B.	H.E.	FRAG	I.B.	H.E.	FRAG	I.B.	H.E.	FRAG	I.B.	
1944													
Jan	8727.3		3031.2				37.5			8764.8		3031.2	11796.0
Feb	14984.0	446.3	3005.3				20.3	2.1		15004.3	448.4	3005.3	18458.0
Mar	12929.0	826.8	6885.5				18.5	.2		12947.5	827.0	6885.5	20660.0
Apr	18365.2	491.0	5933.2				336.3	15.0		18701.5	506.0	5933.2	25140.7
May	29951.0		6097.9				263.0	30.6	1.7	30214.0	30.6	6099.6	36344.2
Jun	54479.6	2541.9	1573.1				1770.5	131.5	8.2	56250.1	2673.4	1581.3	60504.8
Jul	35202.6	2648.3	7614.4				151.2	20.6	42.0	35353.8	2668.9	7656.4	45679.1
Aug	41134.7	1077.6	5483.5				1671.2	34.5	19.6	42805.9	1112.1	5503.1	49421.1
Sept	29978.4	3528.7	6985.9				116.1	81.7	1.6	30094.5	3610.4	6987.5	40692.4
Oct	32063.3	215.3	11337.1	NONE	NONE	NONE	11.5	9.6		32074.8	224.9	11337.1	43636.8
Nov	35888.0	3924.2	565.3				37.8	6.0	1.1	35925.8	3930.2	566.4	40422.4
Dec	37488.9	57.6	3699.5							37488.9	57.6	3699.5	41246.0
TOTAL'44	351192.0	15757.7	62211.9				4433.9	331.8	74.2	355625.9	16089.5	62286.1	434001.5
1945													
Jan	35749.3	697.8	2560.4				51.7	18.4		35801.0	716.2	2560.4	39077.9
Feb	44317.6	96.8	7189.8				15.1			44332.7	96.8	7189.8	51619.3
Mar	61240.9	2002.8	10606.1				22.5	5.8		61263.4	2008.6	10606.1	73878.1
Apr	39994.4	1398.6	5234.9							39994.4	1398.6	5234.9	46627.9
TOTAL'45	181302.2	4196.0	25591.2				89.3	24.2		181391.5	4220.2	25591.2	211202.9
GRAND TOTAL	569751.9	20352.8	97046.0	4230.9	15.2	73.4	4550.2	356.3	74.2	578533.0	20724.3	97193.6	696450.9

Figures include only bombs on targets - excluding bombs jettisoned, unaccounted for, and lost on A/C shot down before reaching target.

DECLASSIFIED

DECLASSIFIED

BOMB EXPENDITURE

HEAVY BOMBERS

ON COMBAT OPERATIONS ONLY

PERIOD	NO. OF HIGH EXPLOSIVE, GENERAL PURPOSE BOMBS											HIGH EXPLOSIVE FRAGMENTATION		NUMBER OF INCENDIARY BOMBS			TOTAL TONS
	4500	2000	1600	1100	1000	600	500	300	250	150	100	260	120	500	250	100	
1942																	
August				75	60	158	219	112							84		200.7
September				81	228		567	172							168		347.0
October		42	96		125		1622				299				155		621.1
November		147			341		2161										857.7
December		84	3		30		1206				110					434	430.1
TOTAL 1942		273	99	156	784	158	5775	284			409				407	434	2456.6
1943																	
January					1117		660		NONE	NONE		NONE					723.5
February					600		1620										705.0
March					2816		1412										1761.0
April					1821		503										1036.2
May		513			1031		7400	811						498		774	3163.3
June		324			1273		7299	1536									3015.6
July					550		11672	2269			1227			380	3823	4174	4376.3
August		389			300		7353	5112			6752		1538		3215		3975.8
September		120			461		20069	832			3		5940		272	7545	6260.3
October					2374		10185				2					28815	5174.1
November		6			1240		16214				16			1769		47179	7481.5
December		10			742		28314	6948	509					1106	3371	77591	13142.6
TOTAL 1943		1362			14325		112701	17508	509		8000		7478	3753	10681	166078	50815.2

DECLASSIFIED

BOMB EXPENDITURE

HEAVY BOMBERS

ON COMBAT OPERATIONS ONLY

DECLASSIFIED

PERIOD	NO. OF HIGH EXPLOSIVE, GENERAL PURPOSE BOMBS											HIGH EXPLOSIVE FRAGMENTATION		NUMBER OF INCENDIARY BOMBS			TOTAL TONS
	4500	2000	1600	1100	1000	600	500	300	250	150	100	(a) 260	120	500	250	(b) 100	
1944																	
January		14			520		35120	1622	669					5824	3283	34550	12974.8
February		555			335		61500				10199		8706	2520		52019	20360.7
March		393			4568		41450				25876		14131	2303		143877	22950.9
April		184			11355		50226	438			41116		10159	3952		109002	27587.1
May		513	684		18558		68821	4512	3995		60656			5240		104295	38278.3
June		4158	340		5699		124838	3219	63245		179608	710	43862	1711		24291	60224.2
July		1628			6596		76231	388	60899		104649	3924	37558	20249		57015	47563.7
August		920			16945		73178	635	66876		135408	5953	5897	17480		27465	49783.0
September		199			19560		79604	240	7346		8996	28415	380	28203		7508	42172.3
October		839			8318		66180	2687	76287		35169	1814		46582		2358	45195.9
November		3416			18446		56588	2995	63821		40905	32062	338	2365		448	41894.2
December		1653			9459		68388	2212	90848		80166	237	538	15403		1072	43125.9
TOTAL 1944		14472	1024		120359		802124	18948	433986		722748	73115	121569	151832	3283	563900	452111.0
1945																	
January		1385			22047		81599	2411	28878		28268	3413	4686	10717		1494	41632.5
February	18	156			11107		147276	4059	35007			854		29687		701	55101.8
March	94	511			18469		135600	10735	35388	29795	223855	6167	21236	40576		24806	76375.5
April	46	2087			21097		80332	4844	24699	45125	25573	818	25611	20379+		7745	48431.0
TOTAL 1945	158	4139			72720		444787	22049	123972	74920	277696	11252	51533	101359		34746	221540.8
GRAND TOTAL	158	20246	1123	156	208188	158	1365387	58789	558467	74920	1008853	84367	180580	256944	14371	765158	726923.6

(a) Computed at actual weight of 250 pounds from September 1944. (b) Computed at actual weight of 70 pounds from September 1944.

\+ Includes 5,050 Napalm bombs (weight 550 pounds).

DECLASSIFIED

Bomb expenditures on these pages represent the total number expended on combat operations, including those dropped on targets, jettisoned, and unaccounted for.

DECLASSIFIED

BOMB EXPENDITURE
FIGHTERS

PERIOD	NO. OF HIGH EXPLOSIVE, GENERAL PURPOSE BOMBS					HIGH EXPLOSIVE FRAGMENTATION BOMBS					NUMBER OF INCENDIARY BOMBS		TOTAL TONS
	1000	500	300	250	100	500	260+	120	100	100(Para)++	500	100 +++	
1943													
November		68											17.0
December		42						5					10.8
TOTAL 1943		110						5					27.8
1944													
January		156											39.0
February		86				7							23.3
March		77							2	4			19.5
April	328	653		2	133	9			460	10			364.2
May	171	750		164					632		6	47	335.2
June	1121	2461		4944	1529		371		1377	4	1	6	2000.0
July		254		1094	51		157		37		25	15	231.6
August	163	5040	90	3334	179		224				85	91	1834.7
September	1	396		212			942			126		28	247.5
October		51					51			140			23.4
November		66		168	24		48					8	44.9
December													0
TOTAL 1944	1784	9990	90	9918	1916	16	1793		2508	284	117	195	5163.3
1945													
January		146		125			147						70.5
February		51		21	17					13			16.7
March		90				33							29.1
April													0
TOTAL 1945		287		146	17	33	147			13			116.3
GRAND TOTAL	1784	10377	90	10064	1933	49	1940	5	2508	297	117	195	5307.4

Fighters dropped no bombs prior to Nov 1943. + Computed at actual weight of 250 pounds from September 1944. ++ Computed at actual weight of 33 bombs per ton. (Approximately 67 pounds per bomb). +++ Computed at actual weight of 70 pounds from September 1944.

NOTE: Bomb expenditures on these pages represent the total number expended on combat operations, including those dropped on targets, jettisoned, and unaccounted for.

DECLASSIFIED

BOMBS ON TARGETS

DECLASSIFIED

MONTHLY TONNAGE - EIGHTH AIR FORCE



TONS DROPPED 17 AUG 1942 – 8 MAY 1945			
	Bombers	Fighters	Total
1942	1,751.0	0	1,751.0
1943	49,468.2	27.3	49,495.5
1944	429,161.6	4,839.9	434,001.5
1945	211,089.4	113.5	211,202.9
Total	691,470.2	4,980.7	696,450.9

DECLASSIFIED

BOMBS DROPPED BY TYPE TARGET

ALL TARGETS

17 AUGUST 1942 - 8 MAY 1945

TYPE TARGET	EFFECTIVE BOMBER SORTIES	TONS BOMBS ON TARGETS H.E.	I.B.	FRAG	TOTAL TONS BOMBS
AIRCRAFT TARGETS					
A/C Factories (Aero Engine, Components, Assembly)	19252	32798.3	13921.9	950.8	47671.0
Air Fields & Airdromes	36376	71436.6	7896.5	5800.9	85134.0
TOTAL AIRCRAFT TARGETS	55628	104234.9	21818.4	6751.7	132805.0
TRANSPORTATION TARGETS					
Bridges, Canals, Aqueducts	10147	28191.9	250.2	12.5	28454.6
Viaducts	1538	4462.0	81.4		4543.4
Communication Centers	2258	5725.5	174.1	39.2	5938.8
Marshalling Yards	71996	161638.8	27105.8	769.7	189514.3
Railroad Shops & Stations	2443	3893.2	2627.1		6520.3
Cross Roads & Junctions	180	341.1			341.1
TOTAL TRANSPORTATION TGTS	88562	204252.5	30238.6	821.4	235312.5
OIL TARGETS					
Eng & Oil Plant Equip	53	90.8	75.0		165.8
Refineries & Plants (Oil & Benzol)	25125	61032.1	2641.8	133.4	63807.3
Fuel Dumps	3637	9704.2	190.1	16.5	9910.8
TOTAL OIL TARGETS	28815	70827.1	2906.9	149.9	73883.9
TOTAL NOBALL & CROSSBOW TARGETS	10624	30448.0			30448.0
TACTICAL TARGETS + (Area or pattern "Blanket" Bombing, Choke Points, Coastal Batteries, Defended Localities, Troop Concentrations, Gun Positions)	15793	30513.8	1736.7	11142.2	43392.7
MILITARY INSTALLATIONS					
Army Headquarters	573	811.3	581.3		1392.6
Flak Batteries	36			90.0	90.0
Hutted Camps & Barracks	577	901.8	432.0	27.5	1361.3
Military & Govt Bldgs	5287	7965.5	4475.1		12440.6
TOTAL MILITARY INSTALLATIONS	6473	9678.6	5488.4	117.5	15284.5
GAF EXPERIMENTAL STATIONS	179	293.7	142.5		436.2
U. & E. BOAT BASES & INDUSTRY	7756	16765.9	2874.9	164.0	19804.8
DOCKS & PORT AREAS & FACILITIES	8182	16056.4	4805.4	73.9	20935.7

+ Tactical targets in this category include only those targets of a tactical nature not specifically falling under other categories. Many attacks on M/Ys, Bridges, CCs, Military Installations, Noball, Oil Dumps and Storage, Tank and AFV Plants, and Airfields were air/ground coordination tactical attacks, and have been included under that specific type of target category.

BOMBS DROPPED BY TYPE TARGET

ALL TARGETS

17 AUGUST 1942 - 8 MAY 1945

TYPE TARGET	EFFECTIVE BOMBER SORTIES	TONS BOMBS ON TARGETS			TOTAL TONS BOMBS +
		H.E.	I.B.	FRAG.	
BALL BEARING PLANTS	1978	2918.6	1683.3		4601.9
ORDNANCE TARGETS					
Explosives & Hydrogen Peroxide Plants	1415	3401.7	252.2		3653.9
Ordnance Depots	2670	4608.8	2099.4	161.9	6870.1
TOTAL ORDNANCE TARGETS	4085	8010.5	2351.6	161.9	10524.0
M/T, ARMAMENT, AFV & TANK PLANTS	10825	20758.2	7344.4	307.6	28410.2
OTHER INDUSTRIAL TARGETS					
Aluminum Plants	534	1181.5	235.8		1417.3
Chemical Plants	445	908.5	217.1		1125.6
Electrical Equip Plants	31	45.0	24.3		69.3
Optical Works	317	794.7	6.6	93.5	894.8
Locomotive Works	219	409.5	103.5		513.0
Steel & Coke	2072	5013.8	535.9	52.3	5602.0
Tires	155	311.5	59.2		370.7
Gear Factory	55	83.3	42.8		126.1
Staple Fibre Factory	40	56.5	33.5		90.0
Hydro-Electric Plant	174	435.3			435.3
Molybdenum Mine	131	343.0			343.0
Machine Works	72	171.5			171.5
Other Industrial Targets	15319	27507.4	10526.0	128.5	38161.9
TOTAL OTHER INDUSTRIAL TGTS	19564	37261.5	11784.7	274.3	49320.5
SWITZERLAND NON-TARGET	53	52.2	78.5		130.7
SHIPS AT SEA & CONVOYS	63	123.3	5.8	11.4	140.5
MISCELLANEOUS & T/O'S	9310	21876.2	3785.9	377.0	26039.1
GRAND TOTAL	267890	574071.4	97046.0	20352.8	691470.2

NOTE: For a listing of specific targets attacked (alphabetically by country and chronologically) see Eighth Air Force "Target Summary", 30 May 1945.

+ Does not include tonnage dropped by fighters.

BOMBS DROPPED BY TYPE TARGET

17 AUGUST 1942 - 8 MAY 1945

TYPE TARGET	EFFECTIVE BOMBER SORTIES	TONS BOMBS ON TARGETS			TOTAL TONS BOMBS
		H.E.	I.B.	FRAG.	
GERMANY					
AIRCRAFT TARGETS					
A/C Factories (Aero Engine, Components, Assy)	17313	28339.6	13424.9	950.8	42715.3
Airfields and Airdromes	15043	27980.3	5238.2	2740.2	35958.7
TOTAL AIRCRAFT TARGETS	32356	56319.9	18663.1	3690.0	78674.0
TRANSPORTATION TARGETS					
Bridges, Canals, Aqueducts	6590	18009.0	250.1		18259.1
Viaducts	1538	4462.0	81.4		4543.4
Communication Centers	2011	5221.4	148.7	39.2	5409.3
Marshalling Yards	66328	147038.5	26828.7	766.6	174633.8
Railroad Shops & Stations	2443	3893.2	2627.1		6520.3
TOTAL TRANSPORTATION TGTS	78910	178624.1	29936.0	805.8	209365.9
OIL TARGETS					
Eng & Oil Plant Equip	53	90.8	75.0		165.8
Refineries & Plants (Oil and Benzol)	24447	59505.5	2613.8	133.4	62252.7
Fuel Dumps	2364	6451.3	137.4	16.5	6605.2
TOTAL OIL TARGETS	26864	66047.6	2826.2	149.9	69023.7
AREA & PATTERN (BLANKET) BOMBING	1722	872.5	290.1	4215.0	5377.6
MILITARY INSTALLATIONS					
Army Headquarters	573	811.3	581.3		1392.6
Flak Batteries	36			90.0	90.0
Hutted Camps & Barracks	522	796.8	404.5	27.5	1228.8
Military & Govt Bldgs	5287	7965.5	4475.1		12440.6
TOTAL MIL INSTALLATIONS	6418	9573.6	5460.9	117.5	15152.0
GAF EXPERIMENTAL STATION	179	293.7	142.5		436.2
U. & E. BOAT BASES & IND.	6500	13856.1	2874.9	164.0	16895.0
DOCK & PORT AREAS & FACILITIES	7575	14581.6	4801.4	45.8	19428.8
BALL BEARING PLANTS	1857	2566.1	1683.3		4249.4
ORDNANCE TARGETS					
Explosives & Hydrogen Peroxide Plants	1415	3401.7	252.2		3653.9
Ordnance Depots	2670	4608.8	2099.4	161.9	6870.1
TOTAL ORDNANCE TARGETS	4085	8010.5	2351.6	161.9	10524.0
M/T, ARMAMENT, AFV & TANK PLANTS	10381	19691.2	7228.4	307.6	27227.2
OTHER INDUSTRIAL TARGETS					
Aluminum Plants	367	767.2	235.8		1003.0
Chemical Plants	445	908.5	217.1		1125.6
Electrical Equip Plants	31	45.0	24.3		69.3
Optical Works	317	794.7	6.6	93.5	894.8
Locomotive Works	86	128.7	98.2		226.9
Steel & Coke	1862	4653.2	378.6	52.3	5084.1
Tires	155	311.5	59.2		370.7
Gear Factory	55	83.3	42.8		126.1

BOMBS DROPPED BY TYPE TARGET

DECLASSIFIED

17 AUGUST 1942 - 8 MAY 1945

TYPE TARGET	EFFECTIVE BOMBER SORTIES	TONS BOMBS ON TARGETS H.E.	I.B.	FRAG.	TOTAL TONS BOMBS
GERMANY (CONT'D)					
OTHER INDUSTRIAL TGTS (CONT'D)					
Staple Fibre Factory	40	56.5	33.5		90.0
Other Industrial Targets and Areas	14686	26008.6	10354.7	128.5	36491.8
TOTAL OTHER IND TARGETS	18044	33757.2	11450.8	274.3	45482.3
MISCELLANEOUS & T/O'S	6429	14531.6	3700.9	199.1	18431.6
GRAND TOTAL, GERMANY	201320	418725.7	91410.1	10131.9	520267.7
FRANCE					
AIRCRAFT TARGETS					
A/C Factories (Aero Engine, Components & Assembly)	1233	2982.5	233.3		3215.8
Air Fields & Adjacent Bldgs	18208	38270.6	2326.1	2659.6	43256.3
TOTAL AIRCRAFT TARGETS	19441	41253.1	2559.4	2659.6	46472.1
TRANSPORTATION TARGETS					
Bridges	3209	9258.7		12.5	9271.2
Viaducts & Canals	113	269.0			269.0
Marshalling Yards	3396	9005.8	33.2	3.1	9042.1
Cross Roads & Junctions	180	341.1			341.1
TOTAL TRANSPORTATION TGTS	6898	18874.6	33.2	15.6	18923.4
OIL TARGETS					
Fuel Dumps	1019	2596.9	32.2		2629.1
Oil Plants & Refineries	134	344.5			344.5
TOTAL OIL TARGETS	1153	2941.4	32.2		2973.6
U. & E. BOAT BASES & INDUSTRY	969	2178.8			2178.8
PORT & DOCK AREAS & SHIPYARDS	607	1474.8	4.0	28.1	1506.9
M/T. ARMAMENT, AFV & TANK PLANTS	106	314.0			314.0
BALL BEARING PLANTS	121	352.5			352.5
OTHER INDUSTRIAL TARGETS					
Locomotive Works	133	280.8	5.3		286.1
Transformer & Power Stations	100	153.0			153.0
Steel Works	66	189.2	3.5		192.7
Other Industrial Targets and Areas	523	1282.3	107.8		1390.1
TOTAL OTHER INDUSTRIAL TGTS	822	1905.3	116.6		2021.9
TOTAL NOBALL & CROSSBOW TARGETS +	10624	30448.0			30448.0
TOTAL TACTICAL TARGETS (Military Installations, "Blanket" Bombing, Choke Points, Coastal Batteries, Defended Localities & Troop Concentrations)	13237	29612.4	1446.6	4068.0	35127.0

+ Includes Ski Sites and other Noball and Crossbow Targets in Belgium and Holland.

DECLASSIFIED

BOMBS DROPPED BY TYPE TARGET

17 AUGUST 1942 - 8 MAY 1945

TYPE TARGET	EFFECTIVE BOMBER SORTIES	TONS BOMBS ON TARGETS			TOTAL TONS BOMBS
		H.E.	I.B.	FRAG.	
FRANCE (CONT'D)					
MISCELLANEOUS & T/O'S	1884	6249.6	10.7	166.8	6427.1
GRAND TOTAL, FRANCE	55862	135604.5	4202.7	6938.1	146745.3
BELGIUM					
AIRCRAFT TARGETS					
A/C Factories (Aero Engine, Components & Assembly)	308	727.3	124.7		852.0
Air Fields	1679	2185.9	232.2	307.3	2725.4
TOTAL AIRCRAFT TARGETS	1987	2913.2	356.9	307.3	3577.4
TRANSPORTATION TARGETS					
Bridges	174	498.0	.1		498.1
Marshalling Yards	928	2580.6			2580.6
Communication Centers	147	351.1	25.4		376.5
TOTAL TRANSPORTATION TGTS	1249	3429.7	25.5		3455.2
M/T, AND AFV PLANTS	142	346.0			346.0
OIL TARGETS					
Fuel Dumps	138	339.7	20.5		360.2
MILITARY INSTALLATIONS					
Army Barracks	55	105.0	27.5		132.5
OTHER INDUSTRIAL TARGETS					
Oxygen Works	12	36.0			36.0
Coke and Steel Works	13	14.6			14.6
Other Industrial Targets & Areas	3	7.8	1.0		8.8
TOTAL OTHER INDUSTRIAL TGTS	28	58.4	1.0		59.4
MISCELLANEOUS & T/O'S	184	487.7	28.5		516.2
GRAND TOTAL, BELGIUM	3783	7679.7	459.9	307.3	8446.9
HOLLAND					
AIRCRAFT TARGETS					
Aircraft Factory	21	51.5			51.5
Air Fields	1235	2563.7	60.0	93.8	2717.5
TOTAL AIRCRAFT TARGETS	1256	2615.2	60.0	93.8	2769.0
TRANSPORTATION TARGETS					
RR Bridges	26	78.0			78.0
MILITARY INSTALLATIONS					
Gun Positions	834	28.9		2859.2	2888.1
U. & E. BOAT BASES & SHIPYARDS	96	291.7			291.7
OTHER INDUSTRIAL TARGETS					
Coke Ovens, Power Stations & Miscellaneous	131	156.8	153.8		310.6

DECLASSIFIED

BOMBS DROPPED BY TYPE TARGET

DECLASSIFIED

17 AUGUST 1942 - 8 MAY 1945

TYPE TARGET	EFFECTIVE BOMBER SORTIES	TONS BOMBS ON TARGETS			TOTAL TONS BOMBS
		H.E.	I.B.	FRAG.	
HOLLAND (CONT'D)					
MISCELLANEOUS & T/O'S	236	567.1	45.3	11.1	623.5
SUPPLY OPERATIONS	246				
GRAND TOTAL, HOLLAND	2825	3737.7	259.1	2964.1	6960.9
AUSTRIA					
MARSHALLING YARD	166	333.7	64.7		398.4
GRAND TOTAL, AUSTRIA	166	333.7	64.7		398.4
CZECHOSLOVAKIA					
OIL PRODUCTION					
Refineries	418	933.5	28.0		961.5
Fuel Dumps	116	316.3			316.3
TOTAL OIL PRODUCTION	534	1249.8	28.0		1277.8
TRANSPORTATION TARGETS					
Marshalling Yards	864	1892.7	166.7		2059.4
Bridges	35	79.2			79.2
TOTAL TRANSPORTATION TGTS	899	1971.9	166.7		2138.6
M/T, AFV & ARMAMENT PLANTS	196	407.0	116.0		523.0
AIRFIELDS	78	177.0	10.0		187.0
INDUSTRIAL TARGETS	94	172.7	60.5		233.2
GRAND TOTAL, CZECHOSLOVAKIA	1801	3978.4	381.2		4359.6
DENMARK					
AIRFIELDS	60	117.8	30.0		147.8
GRAND TOTAL, DENMARK	60	117.8	30.0		147.8
HUNGARY					
MACHINE WORKS	72	171.5			171.5
MARSHALLING YARD	91	192.5			192.5
GRAND TOTAL, HUNGARY	163	364.0			364.0
LUXEMBOURG					
INDUSTRIAL AREA	1		2.0		2.0
MARSHALLING YARDS	168	449.5	12.5		462.0

DECLASSIFIED

BOMBS DROPPED BY TYPE TARGET

17 AUGUST 1942 - 8 MAY 1945

DECLASSIFIED

TYPE TARGET	EFFECTIVE BOMBER SORTIES	TONS BOMBS ON TARGETS H.E.	I.B.	FRAG.	TONAL TONS BOMBS +
LUXEMBOURG (CONT'D)					
MISCELLANEOUS & T/O'S	26	31.7	.5		32.2
GRAND TOTAL, LUXEMBOURG	195	481.2	15.0		496.2
NORWAY					
AIRCRAFT FACTORY AND FIELD	80	214.5			214.5
HYDRO-ELECTRIC PLANT	174	435.3			435.3
NITRATES, MAGNESIUM & ALUMINUM	167	414.3			414.3
MOLYBDENUM MINE	131	343.0			343.0
U-BOAT BASES & INDUSTRIES	41	81.0			81.0
MISCELLANEOUS & T/O'S	3	8.5			8.5
GRAND TOTAL, NORWAY	596	1496.6			1496.6
POLAND					
AIRCRAFT FACTORY	297	482.9	139.0		621.9
OIL REFINERIES	126	248.6			248.6
PORTS & U-BOATS	150	358.3			358.3
SUPPLIES	101	(1170 containers)			
GRAND TOTAL, POLAND	674	1089.8	139.0		1228.8
RUMANIA					
MARSHALLING YARDS	55	145.5			145.5
AIR FIELDS	73	141.3			141.3
GRAND TOTAL, RUMANIA	128	286.8			286.8
SWITZERLAND					
NON-TARGET	53	52.2	78.5		130.7
GRAND TOTAL, SWITZERLAND	53	52.2	78.5		130.7
SHIPS AT SEA & CONVOYS					
TOTAL SHIPS & CONVOYS	63	123.3	5.8	11.4	140.5
GRAND TOTAL ALL TARGETS	267890	574071.4	97046.0	20352.8	691470.2

DECLASSIFIED

+ Does not include tonnage dropped by fighters.

TONS BOMBS *per* AIRCRAFT LOST

AVERAGE TONS OF BOMBS DROPPED PER MONTH PER BOMBER LOST ON OPERATIONS (Missing and Cat E)

DECLASSIFIED

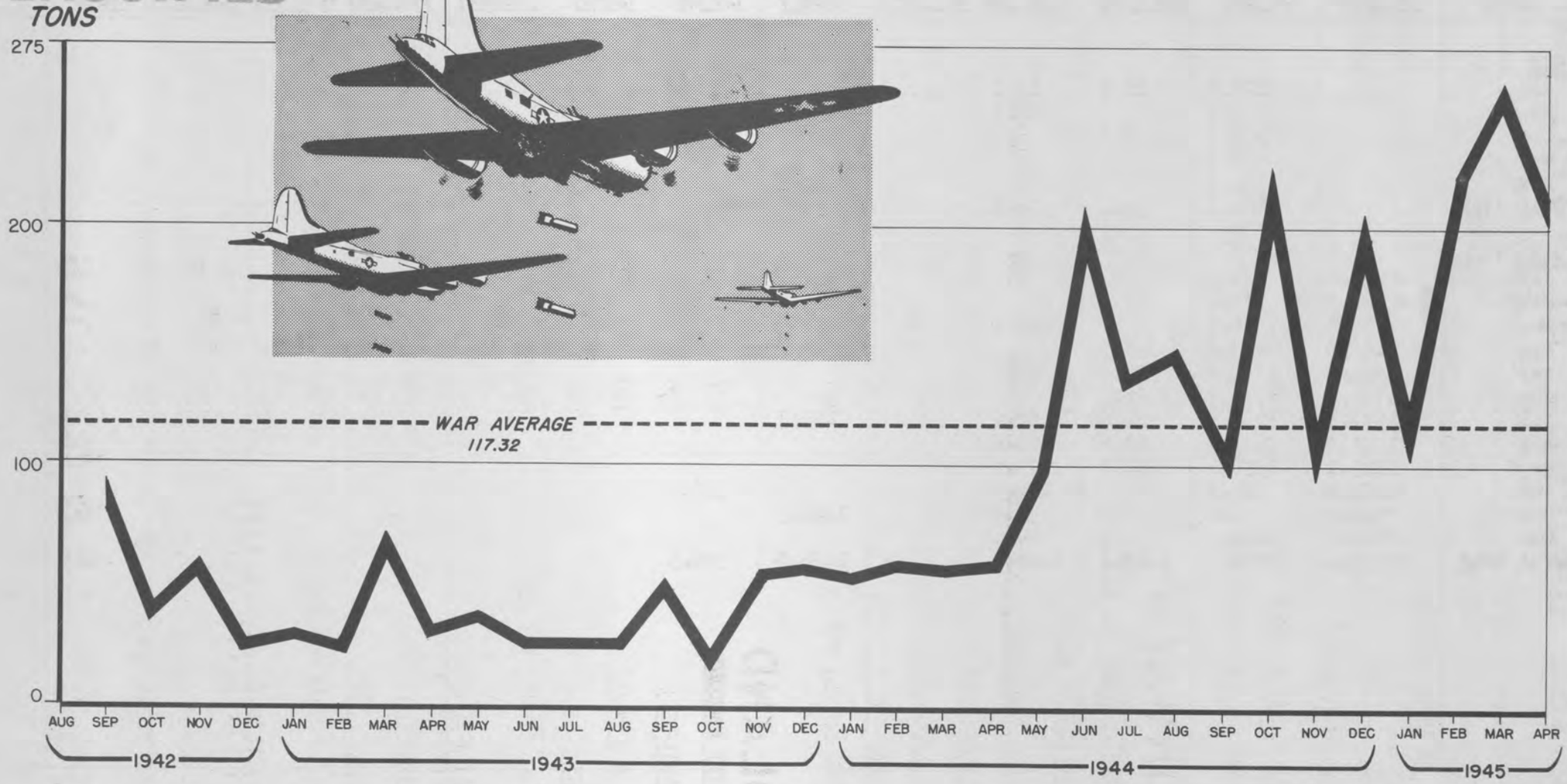

DECLASSIFIED

DECLASSIFIED

BOMB TONNAGE BY COUNTRY

BOMBERS AND FIGHTERS

MONTH	GERMANY	FRANCE	BELGIUM	HOLLAND	CZECHO-SLOVAKIA	NORWAY	POLAND	LUXEM-BOURG	AUSTRIA	HUNGARY	RUMANIA	DENMARK	SHIPPING AND OTHER	TOTAL TONS
1942														
Aug		127.6	28.4	14.0										170.0
Sept		189.1		22.5										211.6
Oct		305.7	5.0											310.7
Nov		677.4												677.4
Dec		381.3												381.3
TOTAL 1942		1681.1	33.4	36.5										1751.0
1943														
Jan	202.0	463.6												665.6
Feb	259.3	377.0											.3	636.6
Mar	532.0	961.5		169.0	NONE			NONE	NONE	NONE	NONE	NONE		1662.5
Apr	267.0	450.0	245.5											962.5
May	1294.0	1232.0	325.8	10.7										2862.5
Jun	1748.8	721.1	95.5										45.0	2610.4
Jul	1987.3	1268.6	14.6	80.2		495.3							45.6	3891.6
Aug	1335.9	2633.8	32.3	474.4									2.5	4478.9
Sept	1215.1	6538.1	448.7	12.0									39.9	8253.8
Oct	4023.9	291.8		420.6			358.3							5094.6
Nov	5385.0	16.8		32.0		1001.3							7.2	6442.3
Dec	8901.2	3022.5		10.5										11934.2
TOTAL 1943	27151.5	17976.8	1162.4	1209.4		1496.6	358.3						140.5	49495.5

DECLASSIFIED

DECLASSIFIED

BOMB TONNAGE BY COUNTRY

BOMBERS AND FIGHTERS

MONTH	GERMANY	FRANCE	BELGIUM	HOLLAND	CZECHO-SLOVAKIA	NORWAY	POLAND	LUXEM-BOURG	AUSTRIA	HUNGARY	RUMANIA	DENMARK	SHIPPING AND OTHER	TOTAL TONS
1944														
Jan	8292.6	3465.9		37.5										11796.0
Feb	13110.8	5033.8	8.5	304.9										18458.0
Mar	14415.3	6234.0		10.7										20660.0
Apr	15074.0	8245.6	1244.4	194.0			284.2	2.0					96.5	25140.7
May	20048.4	11921.1	3061.1	268.4	313.0		337.7	394.5						36344.2
Jun	13065.9	46083.3	1026.9	189.1			139.6							60504.8
Jul	29841.8	15103.6	249.6	338.6							145.5			45679.1
Aug	23613.0	22782.1	1439.5	806.6	314.3		109.0	67.5				147.8		49279.8
Sept	34886.6	2085.6	33.4	3005.1	311.2			6.5		364.0	141.3			40833.7
Oct	43636.8													43636.8
Nov	37768.4	2609.0		45.0		NONE								40422.4
Dec	41113.2	34.8	62.8	3.0				32.2						41246.0
TOTAL 1944	294866.8	123598.8	7126.2	5202.9	938.5		870.5	502.7		364.0	286.8	147.8	96.5	434001.5
1945														
Jan	38624.2	16.7	433.7	3.0										39077.6
Feb	51233.1			43.5	342.7									51619.3
Mar	73140.1			703.8									34.2	73878.1
Apr	35609.6	7541.5			3078.4				398.4					46627.9
TOTAL 1945	198607.0	7558.2	433.7	750.3	3421.1				398.4				34.2	211202.9
GRAND TOTAL	520625.3	150814.9	8755.7	7199.1	4359.6	1496.6	1228.8	502.7	398.4	364.0	286.8	147.8	271.2	696450.9

DECLASSIFIED

DECLASSIFIED

AIRCRAFT USE RATE

SORTIES PER MONTH PER AIRCRAFT ON HAND IN TACTICAL UNITS

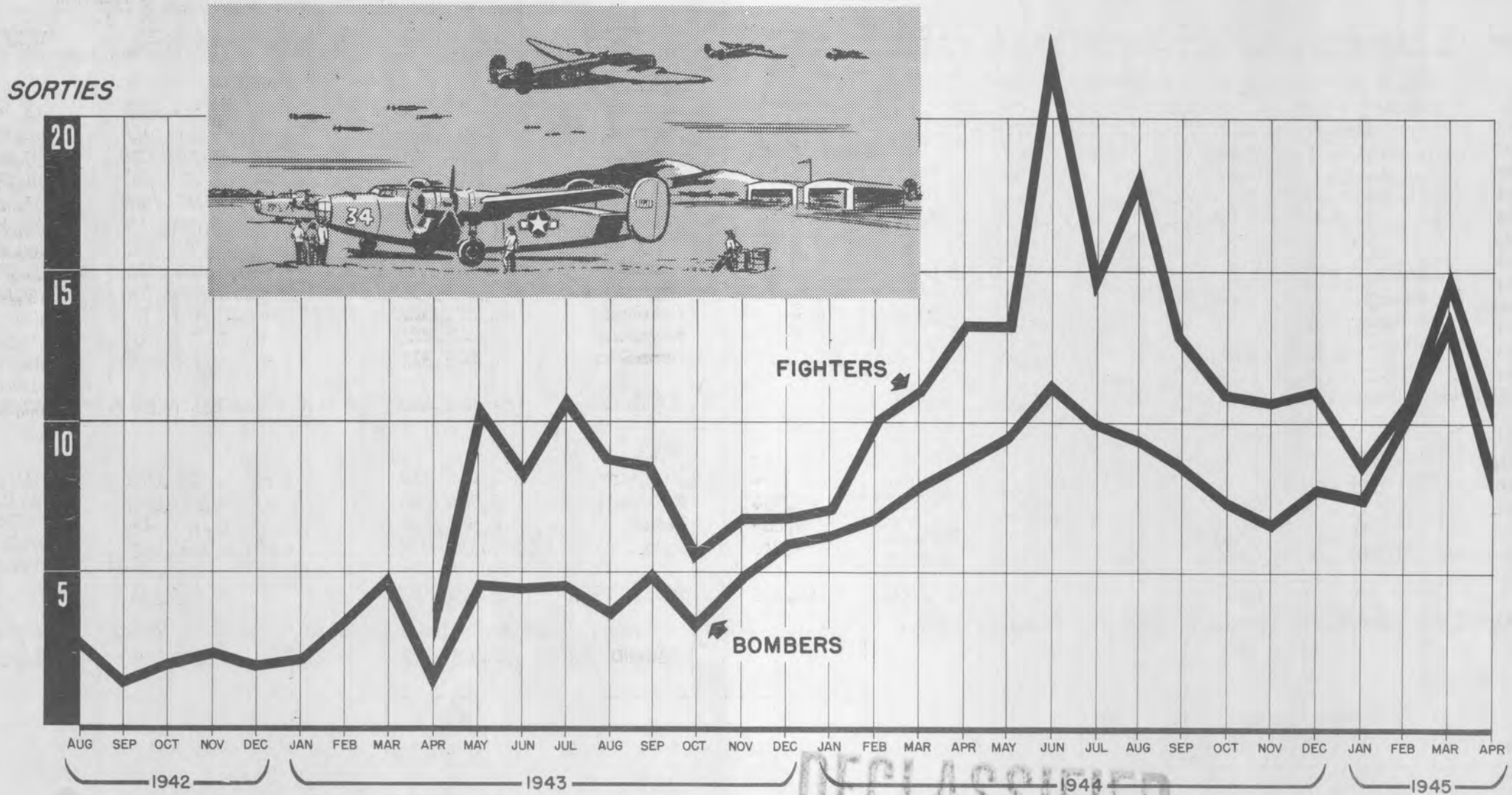

DECLASSIFIED

DECLASSIFIED

AMMUNITION EXPENDITURE

(ROUNDS EXPENDED ON COMBAT OPERATIONS ONLY)

PERIOD	BOMBERS 50 Cal.	BOMBERS 30 Cal.	FIGHTERS 50 Cal.	FIGHTERS 20 MM
1942				
August	40,400	-	Complete information for this period unavailable	Complete information for this period unavailable
September	33,700	-		
October	160,000	-		
November	251,200	3,600		
December	279,869	6,700		
TOTAL 1942	765,169	10,300		
1943				
January	432,300	7,600		
February	439,400	3,500		
March	786,700	5,300		
April	635,400	700		
May	2,226,400	700		
June	2,330,800	3,200		
July	4,456,400	-	55,539	-
August	3,232,119	-	77,756	-
September	2,571,774	-	72,446	-
October	4,429,409	-	138,740	2,356
November	1,890,574	-	223,400	8,283
December	2,877,729	-	185,553	3,610
TOTAL 1943	26,309,005	21,000	753,434	14,249

PERIOD	BOMBERS 50 Cal.	BOMBERS 30 Cal.	FIGHTERS 50 Cal.	FIGHTERS 20 MM
1944				
January	3,250,234	-	316,433	11,901
February	4,269,604	-	645,447	14,589
March	4,204,748	-	1,008,722	15,089
April	4,726,183	-	1,377,566	24,054
May	4,376,669	-	1,464,088	33,055
June	2,804,890	-	2,751,963	55,778
July	2,398,943	-	1,395,381	49,978
August	2,118,102	-	4,401,093	34,010
September	2,347,631	-	2,576,914	9,486
October	1,821,022	-	887,123	-
November	2,061,881	-	1,716,212	-
December	1,865,511	-	981,456	-
TOTAL 1944	36,245,418	-	19,522,398	247,940
1945				
January	2,008,618	-	904,070	-
February	2,742,768	-	2,557,223	-
March	2,524,844	-	1,417,185	-
April	1,743,907	-	1,468,813	-
TOTAL 1945	9,020,137	-	6,347,291	-
GRAND TOTAL	72,339,729	31,300	26,623,123	262,189

Bomber expenditures include B-26.

DECLASSIFIED

DECLASSIFIED

FIGHTER GROUND CLAIMS

FEBRUARY 1944 - APRIL 1945

	1944	FEB	MAR	APR	MAY	JUN	JUL	AUG	SEPT	OCT	NOV	DEC	TOTAL 1944	JAN	FEB	MAR	APR	TOTAL 1945	GRAND TOTAL
LOCOMOTIVES	DEST	4	30	145	360	224	312	1208	464	201	352	59	3359	246	935	114	6	1301	4660
	DAM	10	39	132	255	164	242	1044	190	64	155	27	2322	73	330	61	5	469	2791
OIL TANK CARS	DEST			21	58	5	58	775	87	59	41	12	1116	26	345	12	1	384	1500
	DAM				24	64	28	613	70	42	142	4	987	32	352	49	2	435	1422
TRAINS	DEST		3	2	3			5					13	1	5		1	7	20
	DAM		8	30	60	98	5	13	3				217	2	5		2	9	226
GOODS WAGONS &	DEST				23	745	473	3430	455	314	131	12	5583	32	379	67	8	486	6069
OTHER R.R. CARS	DAM			2	130	2310	2647	11540	1434	565	1535	185	20348	625	2506	436	14	3581	23929
ARM'D VEHICLES	DEST				1	41	24	58	42	2	1		169		7	2		9	178
& TANKS	DAM			10	1	65	11	39	54	12	53		245	4	3	1		8	253
FLAK TOWERS &	DEST			4	6	18	14	50	129	7	17	1	246	5	2		17	24	270
GUN POSITIONS	DAM	5	40	53	22	10	72	90	157	4	40		493	2	24	24	14	64	557
MOTOR TRUCKS	DEST		1	2	26	656	249	1332	854	26	145	24	3315	33	324	182	4	543	3858
	DAM		7	1	45	579	219	1027	372	45	194	4	2493	80	398	120		598	3091
OTHER VEHICLES	DEST				3	172	13	295	253	3	16	1	756	13	159	93		265	1021
	DAM		2		7	130	13	219	137		49		557	3	112	48		163	720
TUG BOATS, BARGES	DEST	1		9	27	12	11	38	7	2	6		113	4	5	5	2	16	129
& FREIGHTERS	DAM	5	14	90	79	135	67	236	39	20	45	8	738	16	69	26	4	115	853
R.R. STATIONS &	DEST		1		2	1	6	17		1	2	1	31	1	10	9		20	51
FACILITIES	DAM		4	12	13		18	35	3	1	4	2	92	23	106	13		142	234
RADIO & POWER	DEST			2	2	4	35	9	2	1	6		61	7	28	5	1	41	102
STATIONS	DAM		6	13	49	15	64	33	6	1	9	1	197	9	61	25	2	97	294
OIL STORAGE	DEST		1	15	2			31	2	2	7		60		12	1		13	73
TANKS	DAM			1		9	8	56	1	1	1		77		50			50	127
HANGARS &	DEST		2	7		24	5	64	15		19	2	138	5	73	11	7	96	234
MISC. BLDGS.	DAM	7	44	89	39	25	40	96	23	10	37	2	412	9	147	20	12	188	600

NOTE: The first fighter low level strafing attack was carried out on 25 February 1944.

DECLASSIFIED

DECLASSIFIED

JETS AND ROCKETS

FIGHTERS

PERIOD	ENCOUNTERS BY FIGHTERS	COMBATS	OUR FTR LOSSES TO J&R E/A +	FIGHTER CLAIMS IN THE AIR			FIGHTER CLAIMS ON THE GROUND	
				DEST	PROB	DAM	DEST	DAM
Jul '44	4	1			1			
Aug	21	10	3	2		1		2
Sept	26	2	1		1	1		
Oct	42	27		5		1	1	
Nov	137	29	2	11		7	41	17
Dec	74	15	1	2		6	5	9
Jan '45	54	36		7		5	6	
Feb	118	71	1	20	1	17	1	8
Mar	438	280	2	43	3	45	21	11
Apr	319	234		56	5	67	46	18
May 1-8								
TOTALS	1233	705	10	146	11	150	121	65

The first German jet/rocket A/C was encountered being used operationally on 28 July 1944.

FOOTNOTE: For a tabulation of jet/rocket E/A claims by type, see Page 53.

BOMBERS

PERIOD	ENCOUNTERS BY BOMBERS	COMBATS	OUR BOMBER LOSSES TO J&R E/A +	BOMBER CLAIMS IN THE AIR		
				DEST	PROB	DAM
Jul '44	7					
Aug	30	7	1			1
Sept	121	10	1		1	
Oct	61	5		1	1	1
Nov	53	13		1	1	1
Dec	43	8				
Jan '45	12	3		1		1
Feb	45	39	2			3
Mar	199	159	24	20	12	31
Apr	169	148	24	36	31	19
May 1-8						
TOTALS	740	392	52	59	46	57

\+ Causes of A/C loss in many cases are not definitely known. Data in this column is tabulated from the best available information but may not be complete.

DECLASSIFIED

ENEMY AIRCRAFT CLAIMS

DECLASSIFIED

ALL UNITS

MONTH	FIGHTERS IN THE AIR DEST	FIGHTERS IN THE AIR PROB	FIGHTERS IN THE AIR DAM	FIGHTERS ON THE GROUND DEST	FIGHTERS ON THE GROUND PROB	FIGHTERS ON THE GROUND DAM	BOMBERS IN THE AIR DEST	BOMBERS IN THE AIR PROB	BOMBERS IN THE AIR DAM	DAM OR DEST ON THE GROUND
1942										
Aug	2½	2	4				2	6	9	
Sep		1	1				16	29	32	
Oct	3½		2				34	36	21	
Nov	2						12	30	4	
Dec		2					40	65	23	
TOTAL	8	5	7				104	166	89	
1943										
Jan	6		1				40	42	26	
Feb							71	24	12	
Mar			1				147	41	53	
Apr	3		1	NONE	NONE	NONE	148	41	31	Not assessed prior to January, 1944.
May	7	7	17				389	82	175	
June	18	3	4				300	81	146	
Jul	38	7	20				545	157	327	
Aug	57	3	33				444	58	165	
Sep	41	3	8				286	51	131	
Oct	73	11	40				790	131	348	
Nov	104	27	57				134	46	81	
Dec	82	14	35				227	89	133	
TOTAL	429	75	217				3521	843	1628	

MONTH	FIGHTERS IN THE AIR DEST	FIGHTERS IN THE AIR PROB	FIGHTERS IN THE AIR DAM	FIGHTERS ON THE GROUND DEST	FIGHTERS ON THE GROUND PROB	FIGHTERS ON THE GROUND DAM	BOMBERS IN THE AIR DEST	BOMBERS IN THE AIR PROB	BOMBERS IN THE AIR DAM	DAM OR DEST ON THE GROUND
1944										
Jan	175	29	70				521	124	231	19
Feb	292	29	144	2		10	356	106	261	647
Mar	406	38	117	98	17	126	409	118	177	281
Apr	332	22	100	493	6	455	398	114	208	470
May	494	31	111	168		141	408	123	186	265
Jun	284	12	101	121		78	45	21	62	178
Jul	269	13	97	129		85	100	38	70	167
Aug	273	9	60	320		198	32	12	38	448
Sep	469	15	92	392		266	90	41	40	32
Oct	72	4	11	80		30	17	14	17	74
Nov	471	25	100	135		75	35	19	56	11
Dec	478	20	87	13		19	63	21	45	50
TOTAL	4015	247	1090	1951	23	1483	2474	751	1391	2642
1945										
Jan	232	1	28	83		39	41	7	12	
Feb	129	6	49	294		167	1		3	6
Mar	260	10	100	131		124	26	16	47	132
Apr	149	5	78	1791		1073	92	53	40	299
TOTAL	770	22	255	2299		1403	160	76	102	437
GRAND TOTAL	5222	349	1569	4250	23	2886	6259	1836	3210	3079

Figures include B-26 and 7th Photo Gp claims. Fighter A/C Claims are partly tentative pending final assessment and review of a few outstanding cases.

DECLASSIFIED

DECLASSIFIED

E/A CLAIMS BY TYPE

ALL UNITS

17 AUGUST 1942 - 8 MAY 1945

BY BOMBERS

E/A TYPE	IN THE AIR DEST	IN THE AIR PROB	IN THE AIR DAM
FW-190	3107	880	1356
FW-189	1	3	1
FW-290	2		
ME-109	1955	459	1022
ME-110	449	151	310
ME-210	182	63	140
ME-410	81	43	69
JU-86			1
JU-87	5	1	1
JU-88	299	94	164
DO-217	7	2	2
HE-111K	1		
HE-113		1	
AR-240	1		
Other & Unknown	110	93	87
TOTAL CONV E/A	6200	1790	3153
ME-163	2	3	3
ME-262	57	43	54
TOTAL JET E/A	59	46	57
GRAND TOTAL	6259	1836	3210

E/A DAMAGED OR DESTROYED ON THE GROUND BY BOMBERS
3079

Bomber claims include 20-10-11 by B-26.

BY FIGHTERS

E/A TYPE	IN THE AIR DEST	IN THE AIR PROB	IN THE AIR DAM	ON THE GROUND DEST	ON THE GROUND PROB	ON THE GROUND DAM
FW-190	1948	137	584	664	5	340
ME-109	2535½	159	639	509		307
ME-110	185	13	80	185		130
ME-210	40	4	20	49	2	39
ME-410	74	4	22	192		120
FW-200	8½			8		13
JU-88	82	7	21	637	11	427
JU-188	2			15		9
JU-290	1					
HE-111	22	2	10	293		198
HE-177	6		2	216		104
DO-217	26	1	7	178	1	131
JU-52				89		54
Other & Unknown	146	11	34	1094	4	949
TOTAL CONV E/A	5076	338	1419	4129	23	2821
ME-163	4	2	1	3		7
AR-234	12		4	14		2
ME-262	130	9	144	100		55
HE-280				3		
U-I Jet			1	1		1
TOTAL JET E/A	146	11	150	121		65
GRAND TOTAL	5222	349	1569	4250	23	2886

Fighter claims include 0-1-1 by escort P-51 of 7th Photo Group.

DECLASSIFIED

DECLASSIFIED

AIR SEA RESCUES

PERSONNEL SAVED OF THOSE INVOLVED

B-17 CREW MEN

MONTH	NUMBER OF MEN DITCHED OR B/O OVER WATER	NUMBER OF MEN RESCUED	% RESCUED OF INVOLVED
1943			
Jan	31		
Feb	20		
Mar	31	9	29.0
Apr	30		
May	197	20	10.2
Jun	191	67	35.1
Jul	196	139	70.9
Aug	91	57	62.6
Sep	211	152	72.0
Oct	141	31	22.0
Nov	130	38	29.2
Dec	390	71	18.2
TOTAL 43	1659	584	35.2
1944			
Jan	182	28	15.4
Feb	179	51	28.5
Mar +	140	69	49.3
Apr	180	61	33.9
May	187	127	67.9
Jun	142	72	50.7
Jul	126	90	81.4
Aug	131	54	41.2
Sep	54	36	66.7
Oct	45	10	22.2
Nov	81	9	11.1
Dec	50	9	18.0
TOTAL 44	1497	616	41.1
1945			
Jan	40	16	40.0
Feb	51	23	45.1
Mar	31	2	6.5
Apr	35	15	42.9
May	23	10	43.8
TOTAL 45	180	66	36.7
GRAND TOTAL	3336	1266	37.9

+ Prior to Mar 1944, data includes all U.K personnel involved in the A/C type shown, and besides Eighth Air Force personnel, may include some crews of anti-sub or other Command. Source: Air/Sea Rescue Monthly Summary (Home Waters), Air Ministry. From March 1944, data includes only Eighth Air Force crews and A/C. Source: Operations Section, Hq Eighth Air Force.

B-24 CREW MEN

MONTH	NUMBER OF MEN DITCHED OR B/O OVER WATER	NUMBER OF MEN RESCUED	% RESCUED OF INVOLVED
1943			
Jan	10		
Feb	43	1	2.3
Mar	9		
Apr	10		
May			
Jun			
Jul	10		
Aug	20	6	30.0
Sep	28	12	42.9
Oct	50		
Nov	51		
Dec	50	10	20.0
TOTAL 43	281	29	10.3
1944			
Jan	43		
Feb	53	8	15.1
Mar +	81	19	23.5
Apr	70	35	50.0
May	70	24	34.3
Jun	91	31	34.1
Jul	97	36	37.1
Aug	75	41	54.7
Sep	39	20	51.3
Oct			
Nov	12		
Dec	28	4	14.3
TOTAL 44	659	218	33.1
1945			
Jan			
Feb	49	14	28.6
Mar	36	11	30.6
Apr			
May			
TOTAL 45	85	25	29.4
GRAND TOTAL	1025	272	26.5

In addition 12 OA-10 crew members were rescued and one incident involving 2 Mosquito crew members was unsuccessful.

DECLASSIFIED

DECLASSIFIED

AIR SEA RESCUES

PERSONNEL SAVED OF THOSE INVOLVED

P-47 PILOTS

MONTH	NUMBER REPORTED DITCHED OR B/O OVER WATER	NUMBER RESCUED	% RESCUED OF REPORTED
1943			
(P-47 A/C first used on Ops Mar 43)			
Apr	4	2	50.0
May	5		
Jun	5	3	60.0
Jul	4	2	50.0
Aug			
Sep	4	1	25.0
Oct	1		
Nov	7		
Dec	4		
TOTAL 43	34	8	23.5
1944			
Jan	4	1	25.0
Feb	4		
Mar +	8	4	50.0
Apr	4	3	75.0
May	4	4	100.0
Jun	3	3	100.0
Jul	3	2	66.7
Aug	1	1	100.0
Sep	1	1	100.0
Oct			
Nov	1		
Dec	1		
TOTAL 44	34	19	55.9
1945			
Jan	1		
Feb			
Mar			
Apr			
May			
TOTAL 45	1		
GRAND TOTAL	69	27	39.1

P-38 PILOTS

MONTH	NUMBER REPORTED DITCHED OR B/O OVER WATER	NUMBER RESCUED	% RESCUED OF REPORTED
1943			
(P-38 A/C first used on Ops Oct 43)			
Oct	1		
Nov	2		
Dec	1	1	100.0
TOTAL 43	4	1	25.0
1944			
Jan	2		
Feb	1		
Mar +	4	3	75.0
Apr	5	2	40.0
May	3	1	33.3
Jun	1	1	100.0
Jul	3	2	66.7
Aug	1	1	100.0
Sep	1	1	100.0
Oct	2		
TOTAL 44	23	11	47.8
GRAND TOTAL	27	12	44.4

P-51 PILOTS

MONTH	NUMBER REPORTED DITCHED OR B/O OVER WATER	NUMBER RESCUED	% RESCUED OF REPORTED
1944			
(P-51 A/C first used on Ops Feb 44)			
Feb			
Mar +	10	1	10.0
Apr	17	8	47.1
May	8	4	50.0
Jun	5	2	40.0
Jul	7	5	71.4
Aug	19	13	68.4
Sep	7	5	55.6
Oct	9	5	55.6
Nov	8	2	25.0
Dec	5	2	40.0
TOTAL 44	95	47	49.5
1945			
Jan	7	1	14.3
Feb	12	3	25.0
Mar	9	4	44.4
Apr	5	1	20.0
May	3		
TOTAL 45	36	9	25.0
GRAND TOTAL	131	56	42.7

+ Prior to March 1944, data includes all U.K. personnel involved in the A/C type shown, and besides Eighth Air Force pilots, may include some pilots of Ninth Air Force or other Command. Source: Air/Sea Rescue Summary (Home Waters), Air Ministry. From March 1, 1944, data includes only Eighth Air Force pilots and A/C. Source: Operations Section, Hq Eighth Air Force.

DECLASSIFIED

DECLASSIFIED

AIRCRAFT ACCIDENTS

TOTAL EIGHTH AIR FORCE

NO. AND RATES	1944 JAN	FEB	MAR	APR	MAY	JUN	JUL	AUG	SEP	OCT	NOV	DEC	TOTAL	1945 JAN	FEB	MAR	APR	TOTAL	1944 & 1945
No. Oper Accidents	55	57	95	77	93	120	112	94	74	70	119	112	1078	160	123	128	84	495	1573
Rate per 100 Take Off	.40	.29	.40	.26	.26	.22	.26	.21	.22	.21	.38	.34	.27	.56	.36	.25	.24	.33	.29
No. Non-Op Accidents	95	91	96	120	144	118	159	142	133	138	130	122	1488	106	110	110	142	468	1956
Rate per 1000 Hours	2.72	3.01	2.15	2.03	1.50	1.76	1.68	1.52	1.46	1.55	1.71	2.24	1.79	1.99	1.45	1.19	1.38	1.44	1.69
Total No. Accidents	150	148	191	197	237	238	271	236	217	208	239	234	2566	266	233	238	226	963	3529
Total No.A/C Involved	155	156	207	214	259	267	323	268	241	229	263	257	2839	296	263	257	243	1059	3898
No. Wreck Accidents	53	55	83	83	98	122	146	119	99	107	122	132	1219	166	131	122	123	542	1761
No. A/C Wrecked	55	58	88	86	103	133	163	130	106	115	127	140	1304	175	145	133	128	581	1885
No. Fatal Accidents	29	27	31	35	42	56	45	39	39	35	33	35	446	52	44	34	31	161	607
No. Fatalities	148	127	145	158	135	170	163	145	145	162	136	159	1793	215	177	163	156	711	2504
NATURE (Percent of Total Accidents Each Month)																			
Landing	40.7	39.9	39.3	33.0	40.9	37.0	39.5	36.4	39.2	40.3	43.1	47.9	39.8	43.8	48.2	53.2	44.7	47.3	41.8
Take-Off	8.0	7.4	11.5	14.7	8.0	7.1	9.2	12.7	12.9	13.5	10.9	20.5	11.5	18.2	8.7	12.4	15.5	13.9	12.1
In Flight	33.3	34.5	34.0	37.6	32.9	38.2	30.3	28.4	26.3	26.5	19.6	13.3	29.2	25.2	26.2	19.7	25.2	24.1	27.8
Taxiing	16.0	15.5	12.6	12.7	15.6	16.4	17.7	19.1	18.0	16.3	17.6	14.5	16.1	9.7	12.8	14.2	13.6	12.5	15.2
Parked	2.0	2.7	2.6	2.0	2.6	1.3	3.3	3.4	3.6	3.4	8.8	3.9	3.4	3.1	4.1	.5	1.0	2.2	3.1
RESPONSIBILITY (Percent of Total Accidents Each Month)																			
Pilot Error	51.6	52.9	52.7	43.1	55.1	53.0	58.5	56.8	57.7	53.5	55.5	50.1	53.7	44.8	49.3	55.4	53.1	50.4	52.8
Other Personnel	5.5	5.2	7.5	9.7	8.1	8.6	9.1	7.8	6.6	8.0	12.1	8.6	8.3	9.9	10.6	5.9	8.7	8.9	8.4
Power Plant	10.6	9.9	13.0	15.6	14.2	10.2	9.2	10.7	12.4	10.1	7.7	14.3	11.4	11.2	10.8	11.9	11.9	11.4	11.5
Aircraft Structure	15.0	13.5	13.5	15.4	13.1	14.4	14.1	12.9	10.7	14.5	10.4	10.0	13.0	5.6	10.8	14.8	14.0	11.0	12.5
Miscellaneous	6.6	10.4	5.4	8.6	4.2	4.0	3.7	3.2	3.6	3.8	7.5	12.1	5.9	18.1	8.7	3.7	3.4	8.9	6.7
Undetermined	10.7	8.1	7.9	7.6	5.3	9.8	5.4	8.6	9.0	10.1	6.8	4.9	7.7	10.4	9.8	8.3	8.9	9.4	8.1

AIRCRAFT ACCIDENTS

B-17 AND B-24

DECLASSIFIED

	1944													1945					1944 & 1945
	JAN	FEB	MAR	APR	MAY	JUN	JUL	AUG	SEP	OCT	NOV	DEC	TOTAL	JAN	FEB	MAR	APR	TOTAL	
B-17																			
No. Oper Accidents	24	17	23	22	24	29	30	15	23	23	28	39	297	52	38	37	18	145	442
Rate per 100 Take Off	.46	.23	.27	.23	.20	.18	.22	.11	.17	.18	.23	.30	.22	.42	.24	.16	.12	.22	.22
No. Non-Op Accidents	33	21	18	27	21	17	40	42	24	41	41	44	369	30	23	32	35	120	489
Rate per 1000 Hours	2.47	1.65	.90	1.19	.66	.82	1.12	1.09	.70	1.05	1.05	1.58	1.10	1.11	.59	.68	.64	.71	.97
Total No. Accidents	57	38	41	49	45	46	70	57	47	64	69	83	666	82	61	69	53	265	931
Total No. A/C Involved	59	41	43	51	54	56	83	66	57	76	80	95	761	91	72	79	62	304	1065
No. Wreck Accidents	20	12	19	23	18	20	40	30	19	33	31	48	313	53	39	42	36	170	483
No. A/C Wrecked	21	14	19	24	20	23	44	34	20	38	33	53	343	58	46	48	38	190	533
No. of Fatal Accidents	12	5	6	10	5	5	12	8	8	11	10	16	108	17	10	8	7	42	150
No. of Fatalities	86	57	47	81	37	38	74	53	44	94	67	83	761	107	69	75	80	331	1092
B-24																			
No. Oper Accidents	10	12	15	16	24	27	27	19	16	5	18	21	210	37	27	19	15	98	308
Rate per 100 Take Off	.63	.39	.40	.32	.30	.20	.24	.20	.30	.08	.36	.38	.27	.81	.38	.22	.26	.37	.30
No. Non-Op Accidents	9	8	11	7	22	12	20	12	18	21	23	18	181	20	14	17	18	69	250
Rate per 1000 Hours	1.73	1.69	1.36	.56	.75	.83	1.00	.59	.73	1.05	1.35	1.49	.96	1.76	1.06	1.05	1.01	1.18	1.01
Total No. Accidents	19	20	26	23	46	39	47	31	34	26	41	39	391	57	41	36	33	167	558
Total No. A/C Involved	20	21	28	25	51	41	70	35	38	26	43	42	440	59	44	39	36	178	618
No. Wreck Accidents	11	11	15	14	27	26	24	23	21	17	24	22	235	35	23	25	21	104	339
No. A/C Wrecked	12	11	17	15	29	27	31	24	23	17	25	24	255	35	24	27	22	108	363
No. Fatal Accidents	7	6	10	8	10	14	10	9	8	5	7	9	103	12	13	9	11	45	148
No. of Fatalities	50	53	82	56	71	89	59	69	72	49	50	65	765	77	79	68	60	284	1049

DECLASSIFIED

DECLASSIFIED

AIRCRAFT ACCIDENTS

P-47 AND P-51

	1944													1945					1944 & 1945
	JAN	FEB	MAR	APR	MAY	JUN	JUL	AUG	SEP	OCT	NOV	DEC	TOTAL	JAN	FEB	MAR	APR	TOTAL	
P-47																			
No. Oper Accidents	16	17	22	16	15	18	8	16	9	11	8	4	160	8	0	1	0	9	169
Rate per 100 Take off	.28	.24	.30	.22	.29	.24	.15	.28	.23	.40	.35	.29	.26	1.09	-	.14	-	.33	.26
No. Non-Op Accidents	32	27	25	32	28	36	28	20	34	28	19	12	321	8	14	10	6	38	359
Rate per 1000 Hours	3.44	4.24	3.65	2.82	1.84	2.61	2.13	1.69	3.07	2.79	3.79	3.96	2.74	3.09	3.15	1.67	1.28	2.14	2.67
Total No. Accidents	48	44	47	48	43	54	36	36	43	39	27	16	481	16	14	11	6	47	528
Total No. A/C Involved	49	47	55	51	46	65	43	43	50	42	31	16	538	20	14	13	9	56	594
No. Wreck Accidents	8	14	15	16	16	21	20	16	17	20	12	12	187	11	7	7	3	28	215
No. A/C Wrecked	8	15	18	16	16	24	23	17	20	21	13	12	203	13	7	9	5	34	237
No. Fatal Accidents	5	6	5	9	9	10	7	5	7	7	1	3	74	2	2	4	3	11	85
No. Fatalities	6	7	6	9	9	10	8	5	10	7	1	3	81	2	2	6	5	15	96
P-51																			
No. Oper Accidents	0	4	14	10	18	32	30	35	33	30	50	46	302	59	56	68	48	231	533
Rate per 100 Take Off	-	.94	.69	.28	.25	.30	.34	.28	.32	.28	.42	.36	.33	.55	.44	.38	.37	.43	.37
No. Non-Op Accidents	3	8	10	24	33	22	36	39	30	36	30	31	302	33	45	34	58	170	472
Rate per 1000 Hours	+	6.77	4.19	5.62	4.05	3.27	3.03	3.31	2.41	2.77	2.91	3.58	3.32	3.60	3.03	2.19	3.31	2.98	3.19
Total No. Accidents	3	12	24	34	51	54	66	74	63	66	80	77	604	92	101	102	106	401	1005
Total No. A/C Involved	3	13	26	41	54	59	74	83	66	71	86	85	661	106	116	106	108	436	1097
No. Wreck Accidents	2	3	10	7	16	32	38	38	31	32	48	42	299	58	57	45	44	204	503
No. A/C Wrecked	2	3	10	7	16	35	40	43	32	34	49	43	314	60	63	46	44	213	527
No. Fatal Accidents	0	3	3	2	8	14	10	15	10	9	10	7	90	18	19	12	8	57	147
No. Fatalaties	1	3	3	2	8	15	10	16	10	9	10	6	93	18	27	13	8	66	159

DECLASSIFIED

+ Rate not computed due to small amount of flying time.

NORTH AFRICAN OPERATIONS

DECLASSIFIED

In addition to the operations carried out from U.K. bases (and on shuttle missions), B-24 aircraft and crews of the 2nd Air Division carried out operations from North African bases in three major phases - (a) Torch, 13 December 1942 - 20 February 1943; (b) Husky, 2-19 July 1943; Ploesti, 1 August 1943; Post Husky, 13-21 August 1943; and (c) 5th Army Support, 21 September - 1 October 1943. Eighth Air Force Groups participating in these operations (93rd, 44th, and 389th) were on D.S. from the ETO operating in conjunction with and under the operational control of Air Forces in the Mediterranean, and the figures listed below have not been included on other pages of this Summary.

On the Ploesti operation, 1 August 1943, carried out from very low level in conjunction with the Ninth Air Force, the oil fields were heavily hit and production substantially curtailed. 30 B-24's of 2nd Air Division were MIA and 17 enemy aircraft destroyed.

TYPE OPERATION	OPERATION DATES	NO. OF DAYS OPER-ATED	GROUPS CARRYING OUT MISSIONS	AIRCRAFT		TONS BOMBS ON TARGETS	A/C MIA	E/A CLAIMS			CASUALTIES		
				TOTAL SORTIES	EFFEC-TIVE SORTIES			DEST	PROB	DAM	KIA	WND	MIA
Torch Project	13 Dec 42 - 20 Feb 43	23	93rd	273	224	530.2	4	(Unavailable)					
Husky, Ploesti, Post Husky	2 Jul - 21 Aug 43	20	93, 44, 389	989	892	2428.2	54	121	12	35	28	88	420
5th Army Support	21 Sep - 1 Oct 43	4	93, 44, 389	191	172	406.6	11	50	3	6	0	4	89
TOTAL N. AFRICAN OPS	-	47	93, 44, 389	1453	1288	3365.0	69	171	15	41	28	92	509

DECLASSIFIED

DECLASSIFIED

BATTLE DAMAGE

HEAVY BOMBERS DAMAGED BY CATEGORY

PERIOD	COMBAT UNIT CREDIT SORTIES	CATEGORY OF DAMAGE				TOTAL HEAVY BOMBERS DAMAGED	
		A	AC	B	E	NUMBER	% OF CREDIT SORTIES
1942							
August	90	16	1	1	0	18	20.0
September	106	8	0	3	0	11	10.4
October	157	44	7	1	0	52	33.1
November	382	99	10	3	2	114	29.8
December	243	58	12	2	1	73	30.0
TOTAL 1942	978	225	30	10	3	268	27.4
1943							
January	279	110	20	2	3	135	48.4
February	298	100	10	1	2	113	37.9
March	716	127	15	1	4	147	20.5
April	373	67	19	0	1	87	23.3
May	1340	304	100	4	5	413	30.8
June	1447	391	66	8	8	473	32.7
July	2334	876	126	4	19	1025	43.9
August	2058	756	90	6	17	869	42.2
September	2561	669	59	3	17	748	29.2
October	2159	770	95	13	22	900	41.7
November	2916	540	83	5	21	649	22.2
December	5618	1005	222	12	37	1276	22.7
TOTAL 1943	22099	5715	905	59	156	6835	30.9

PERIOD	COMBAT UNIT CREDIT SORTIES	CATEGORY OF DAMAGE				TOTAL HEAVY BOMBERS DAMAGED	
		A	AC	B	E	NUMBER	% OF CREDIT SORTIES
1944							
January	5562	822	264	19	36	1141	20.5
February	8572	1566	540	19	49	2174	25.4
March	10552	2122	653	30	51	2856	27.1
April	11428	2566	949	32	48	3595	31.4
May	16346	2829	795	44	58	3726	22.8
June	25866	3363	1086	50	50	4549	17.6
July	21979	2944	915	55	80	3994	18.2
August	21837	2989	1426	54	88	4557	20.8
September	16556	2763	1182	37	95	4077	24.6
October	17717	2442	996	42	71	3551	20.0
November	15361	2315	987	25	131	3458	22.5
December	16260	1498	477	13	91	2079	12.7
TOTAL 1944	188036	28219	10270	420	848	39757	21.1
1945							
January	15249	2150	578	50	191	2969	19.5
February	20194	2449	602	15	128	3194	15.8
March	28010	3626	1068	33	139	4866	17.4
April	18459	1217	440	6	92	1755	9.5
TOTAL 1945	81912	9442	2688	104	550	12784	15.6
GRAND TOTAL	293025	43601	13893	593	1557	59644	20.4

Cat A: An airplane which, by nature of the damage, may be repaired within 36 hours elapsed time, and is repairable by a combat unit.
Cat AC: An airplane which, by nature of the damage, requires 36 or more hours to repair, and is repairable by a Sub-Depot or Service Sq.
Cat B: An airplane which, by nature of the damage, is repairable by a Repair Depot activity or establishment, regardless of whether the work is done on site or in a Depot.
Cat E: An airplane damaged beyond economical repair while in performance of an operational mission.

DECLASSIFIED

DECLASSIFIED

AIRCRAFT MIA BY CAUSE

(COMBAT UNITS)

MONTH	HEAVY BOMBERS				
	ENEMY A/C	FLAK OR FLAK & E/A	ACCI-DENT	OTHER & UN-KNOWN	TOTAL
1942					
Aug					
Sept	2				2
Oct	7				7
Nov	4	5			9
Dec	13				13
TOTAL	26	5			31
1943					
Jan	11	3	2	2	18
Feb	12	4	2	4	22
Mar	14			5	19
Apr	18	1		9	28
May	25	14	1	28	68
Jun	46	7	1	31	85
Jul	41	22	8	38	109
Aug	50	13	7	37	107
Sept	16	12	5	51	83
Oct	71	11	1	93	175
Nov	14	8	10	61	93
Dec	30	25	4	104	163
TOTAL	348	120	41	463	970

MONTH	HEAVY BOMBERS					FIGHTERS				
	ENEMY A/C	FLAK OR FLAK & E/A	ACCI-DENT	OTHER & UN-KNOWN	TOTAL	ENEMY A/C	FLAK OR FLAK & E/A	ACCI-DENT	OTHER & UN-KNOWN	TOTAL
1944										
Jan	77	8	5	85	175				59	59
Feb	125	54		71	250				70	70
Mar	103	68	17	110	298				130	130
Apr	147	131	1	82	361	20	44	17	67	148
May	136	83	15	76	310	34	47	16	74	171
Jun	20	135	8	67	230	38	66	36	67	207
Jul	52	92	14	83	241	18	26	37	28	109
Aug	39	131	7	45	222	14	76	47	72	209
Sept	83	100	14	49	246	5	57	20	87	169
Oct	24	57	8	28	117	1	15	12	35	63
Nov	40	86	6	42	174	10	21	9	68	108
Dec	17	51	7	21	96	14	5	8	60	87
TOTAL	863	996	102	759	2720	154	357	202	817	1530
1945										
Jan	14	48	11	20	93	2	13	6	23	44
Feb	3	45	4	37	89	5	44	10	52	111
Mar	28	52	9	36	125	9	24	11	51	95
Apr	36	38	12	22	108	3	56	12	28	99
May			1		1					
TOTAL	81	183	37	115	416	19	137	39	154	349

Fighter A/C MIA by cause not reported prior to April 1944.

NOTE: Causes of loss in many cases are reported "unknown", and those reported as "known" are considered subject to considerable error (this has been verified from interviews with E and E crew men concerning actual cause of loss). Mechanical failures as a contributory cause of loss are usually obscure in reporting but are considered to be a considerable portion of those reported as "unknown". For a breakdown of losses to jet and rocket e/a, see page 51.

MIA losses on this page are tabulated from Form 34, Mission Reports, charging losses to the date of the Mission without regard to the date of inventory write-off.

DECLASSIFIED

DECLASSIFIED

AIRCRAFT ATTRITION

P-47

MONTH	AIRCRAFT ATTRITION: OPERATIONAL: MIA	OPERATIONAL: CAT E	OPERATIONAL: MISSING	NON-OP: WAR WEARY	NON-OP: NON-OP SALV.	GAINS FROM PREVIOUS LOSSES	NET INVENTORY LOSS	U. E. END OF MONTH	ATTRITION AS % OF U.E.
Apr '43	6						6	225	2.7
May	12						12	225	5.3
Jun	9	1					10	225	4.4
Jul	13						13	225	5.8
Aug	9	2	NONE	NONE	(Unavailable)		11	300	3.7
Sept	14						14	450	3.1
Oct	9	4					13	525	2.5
Nov	35	7					42	525	8.0
Dec	25	2					27	675	4.0
TOTAL'43	132	16					148	3375	4.4

Notes concerning A/C attrition on the following 4 pages:

1. Prior to 1944-
   a. Operational losses have been tabulated from mission reports.
   b. Data on non-op losses is incomplete.
2. From Jan 1944-
   a. All losses tabulated from net changes in the serial number inventory between the first and last day of the month without regard to the date loss or damage incurred.
   b. From D Day, the "Missing" category includes A/C originally reported as force landed in friendly territory on continent but which were unlocated during month of loss or 30 days thereafter.
   c. Miscellaneous gains include recoveries of A/C previously written off. (Primarily "AOCs" recovered later than 30 days after date of write off.)

P-47

MONTH	AIRCRAFT ATTRITION: OPERATIONAL: MIA	OPERATIONAL: CAT E	OPERATIONAL: MISSING	NON-OP: WAR WEARY	NON-OP: NON-OP SALV.	GAINS FROM PREVIOUS LOSSES	NET INVENTORY LOSS	U. E. END OF MONTH	ATTRITION AS % OF U.E.
Jan '44	31	3			6		40	750	5.3
Feb	36	9			9		54	600	9.0
Mar	45	10			16		71	525	13.5
Apr	42	3			5		50	450	11.1
May	40	7			24		71	300	23.7
Jun	49	11	3	83	33		179	300	59.7
Jul	22	5		13	2		42	300	14.0
Aug	41	15		37	6	4	95	300	31.7
Sept	54	29	10	6	3	1	101	225	44.9
Oct	7	11		1	5	2	22	225	9.8
Nov	14	22	16	2	2		56	150	37.3
Dec	9	6	10	24	4		53	75	70.7
TOTAL'44	390	131	39	166	115	7	834	4200	19.9
Jan '45	3	12	2	1	4		22	75	29.3
Feb	1	3		7	6	3	14	75	18.7
Mar	1	7	3	1	5	1	16	75	21.3
Apr	2	5		1	1	2	7	75	9.3
May		2					2	75	3.8
TOTAL'45	7	29	5	10	16	6	61	375	19.7
GRAND TOTAL	529	176	44	176	131	13	1043	7950	13.1

DECLASSIFIED

DECLASSIFIED

AIRCRAFT ATTRITION

P-38

MONTH	AIRCRAFT ATTRITION: OPERATIONAL: MIA	OPERATIONAL: CAT E	OPERATIONAL: MISS-ING	NON-OP: WAR WEARY	NON-OP: NON-OP SALV.	GAINS FROM PRE-VIOUS LOSSES	NET INVEN-TORY LOSS	U. E. END OF MONTH	ATTRI-TION AS % OF U.E.
Oct '43	1		NONE	NONE	(Unavail)		1	75	1.3
Nov	18	4					22	75	29.3
Dec	6	5					11	150	7.3
TOTAL '43	25	9					34	300	11.3
Jan '44	28	3			6		37	150	24.7
Feb	25	5			8		38	150	25.3
Mar	31	16			8		55	225	24.4
Apr	35	10			4		53	225	23.6
May	37	7			21		65	300	21.7
Jun	44	8		25	21		98	300	32.7
Jul	22	15		1	4		42	75	56.0
Aug	12	8			1	2	19	75	25.3
Sept	3	2	2	3	1	2	9		-
Oct		1					1		-
TOTAL'44	241	75	2	29	74	4	417	1500	27.8
GRAND TOTAL	266	84	2	29	74	4	451	1800	25.1

P-51

MONTH	AIRCRAFT ATTRITION: OPERATIONAL: MIA	OPERATIONAL: CAT E	OPERATIONAL: MISS-ING	NON-OP: WAR WEARY	NON-OP: NON-OP SALV.	GAINS FROM PRE-VIOUS LOSSES	NET INVEN-TORY LOSS	U. E. END OF MONTH	ATTRI-TION AS % OF U.E.
Jan '44					2		2		-
Feb	9	1			3		13	150	8.7
Mar	54	6			1		61	225	27.1
Apr	67	2			3		72	375	19.2
May	94	12			13		119	525	22.7
Jun	111	12	1	31	31		186	525	35.4
Jul	65	23	1	1	15		105	750	14.0
Aug	156	42	4	15	17		234	750	31.2
Sept	110	35	13	29	14	1	200	900	22.2
Oct	52	35	12	16	1	2	114	900	12.7
Nov	99	62	31	6	10	2	206	975	21.1
Dec	72	52	5	29	6	1	163	1050	15.5
TOTAL'44	889	282	67	127	116	6	1475	7125	20.7
Jan '45	48	69	12	5	23	7	150	1050	14.3
Feb	101	35	20	18	20	7	187	1050	17.8
Mar	97	63	16	8	15	6	193	1050	18.4
Apr	99	57	17	7	16	12	184	1050	17.5
May	1	8		3			12	1050	1.1
TOTAL'45	346	232	65	41	74	32	726	5250	17.0
GRAND TOTAL	1235	514	132	168	190	38	2201	12375	17.8

DECLASSIFIED

AIRCRAFT ATTRITION

DECLASSIFIED

B-17

MONTH	AIRCRAFT ATTRITION: OPERATIONAL: MIA	OPERATIONAL: CAT E	OPERATIONAL: MISSING	NON-OP: WAR WEARY	NON-OP: NON-OP SALV.	GAINS FROM PREVIOUS LOSSES	NET INVENTORY LOSS	U. E. END OF MONTH	ATTRITION AS % OF U.E.
Aug '42								48	-
Sept	2						2	144	1.4
Oct	6						6	192	3.1
Nov	9				1		10	288	3.5
Dec	12	1			1		14	240	5.8
TOTAL'42	29	1			2		32	912	3.5
Jan '43	16				1		17	240	7.1
Feb	16				1		17	240	7.1
Mar	13	3	NONE	NONE	2		18	240	7.5
Apr	25				3		28	240	11.7
May	61	5			12		78	480	16.3
June	85	8			6		99	624	15.9
Jul	109	19			1		129	720	17.9
Aug	107	17			3		127	804	15.8
Sept	82	17			7		106	804	13.2
Oct	166	21			15		202	804	25.1
Nov	65	16			9		90	852	10.6
Dec	118	30			8		156	900	17.3
TOTAL'43	863	136			68		1067	6948	15.4

B-17

MONTH	AIRCRAFT ATTRITION: OPERATIONAL: MIA	OPERATIONAL: CAT E	OPERATIONAL: MISSING	NON-OP: WAR WEARY	NON-OP: NON-OP SALV.	GAINS FROM PREVIOUS LOSSES	NET INVENTORY LOSS	U. E. END OF MONTH	ATTRITION AS % OF U.E.
Jan '44	142	24			17		183	900	20.3
Feb	191	30			13		234	996	23.5
Mar	211	30			7		248	996	24.9
Apr	233	18			33		284	996	28.5
May	237	27			21		285	1044	27.3
Jun	115	21	1	85	76		298	1044	28.5
Jul	137	36	4	3	23		203	1044	19.4
Aug	144	56	6	14	7		227	1188	19.1
Sept	174	51	24	19	8	1	275	1284	21.4
Oct	94	56	4	6	12	6	166	1284	12.9
Nov	129	88	30	7	14	3	265	1284	20.6
Dec	74	66	9	8	17	3	171	1284	13.3
TOTAL'44	1881	503	78	142	248	13	2839	13344	21.3
Jan '45	78	128	15	5	11	3	234	1284	18.2
Feb	65	90	9	6	15	7	178	1284	13.9
Mar	87	98	12	6	18	12	209	1284	16.3
Apr	90	60	12	17	24	9	194	1284	15.1
May		9		4		12	1	1284	-
TOTAL '45	320	385	48	38	68	43	816	6420	15.9
GRAND TOTAL	3093	1025	126	180	386	56	4754	27624	17.2

DECLASSIFIED

DECLASSIFIED

AIRCRAFT ATTRITION

B-24

MONTH	AIRCRAFT ATTRITION: OPERATIONAL: MIA	OPERATIONAL: CAT E	OPERATIONAL: MISSING	NON-OP: WAR WEARY	NON-OP: NON-OP SALV.	GAINS FROM PREVIOUS LOSSES	NET INVENTORY LOSS	U. E. END OF MONTH	ATTRITION AS % OF U.E.
Oct '42	1		NONE	NONE			1	48	2.1
Nov		2					2	96	2.1
Dec	1						1	48+	2.1
TOTAL'42	2	2					4	192	2.1
Jan '43	2	3					5	96	5.2
Feb	6	2			1		9	96	9.4
Mar	6	1					7	96	7.3
Apr	3	1			1		5	96	5.2
May	7						7	96	7.3
Jun					4		4	+	-
Jul								+	-
Aug					4		4	+	-
Sept	1				1		2	192	1.1
Oct	9	1			2		12	192	6.3
Nov	28	5			1		34	192	17.7
Dec	45	7			9		61	336	18.2
TOTAL'43	107	20			23		150	1392	10.8

+ U.E. of units which did not operate from UK Bases because A/C & C/C's were on DS to M.T.O. not included.

B-24

MONTH	AIRCRAFT ATTRITION: OPERATIONAL: MIA	OPERATIONAL: CAT E	OPERATIONAL: MISSING	NON-OP: WAR WEARY	NON-OP: NON-OP SALV.	GAINS FROM PREVIOUS LOSSES	NET INVENTORY LOSS	U. E. END OF MONTH	ATTRITION AS % OF U.E.
Jan '44	33	12			7		52	360	14.4
Feb	60	19			16		95	456	20.8
Mar	89	22			14		125	504	24.8
Apr	130	30			14		174	552	31.5
May	77	31			16		124	840	14.8
Jun	131	29		35	32		227	936	24.3
Jul	115	44	1	10	9		179	936	19.1
Aug	78	32	3	25	9		147	792	18.6
Sept	75	44	3	23	13		158	696	22.7
Oct	28	15	1	91	10		145	696	20.8
Nov	33	45	6	14	10		108	648	16.7
Dec	34	25	3	3	10	1	74	636+	11.6
TOTAL'44	883	348	17	201	160	1	1608	8052	20.0
JAN '45	19	64	4	1	5		93	636	14.6
Feb	21	40	5	1	6	3	70	636	11.0
Mar	42	43	5	3	19	1	111	636	17.5
Apr	25	32	5	2	8		72	588	12.2
May		2		5		3	4	588	-
TOTAL'45	107	181	19	12	38	7	350	3084	13.9
GRAND TOTAL	1099	551	36	213	221	8	2112	12720	16.6

DECLASSIFIED

DECLASSIFIED

FLYING TIME

COMPUTED TO THE NEAREST HOUR

PERIOD	OPERATIONAL FLYING TIME	NON-OPERATIONAL FLYING TIME	TOTAL FLYING TIME
1942			
August	2,643	2,643	5,286
September	1,735	2,415	4,150
October	1,590	3,510	5,100
November	2,996	2,353	5,349
December	2,382	3,441	5,823
TOTAL 1942	11,346	14,362	25,708
1943			
January	2,225	2,275	4,500
February	2,760	2,318	5,078
March	4,262	3,453	7,715
April	4,684	5,642	10,326
May	12,741	11,015	23,756
June	14,377	15,577	29,954
July	22,061	19,241	41,302
August	19,579	21,322	40,901
September	32,427	37,510	69,937
October	24,430	25,646	50,076
November	34,737	28,281	63,018
December	51,335	30,549	81,884
TOTAL 1943	225,618	202,829	428,447

PERIOD	OPERATIONAL FLYING TIME	NON-OPERATIONAL FLYING TIME	TOTAL FLYING TIME
1944			
January	54,308	35,509	89,817
February	92,533	30,243	122,776
March	118,223	44,723	162,946
April	133,662	59,018	192,680
May	182,839	95,607	278,446
June	255,293	66,500	321,793
July	229,115	94,867	323,982
August	231,185	92,674	323,859
September	190,653	90,616	281,269
October	179,216	89,003	268,219
November	170,237	76,016	246,253
December	183,021	55,483	238,504
TOTAL 1944	2,020,285	830,259	2,850,544
1945			
January	157,508	53,070	210,578
February	229,392	75,368	304,760
March	304,354	91,475	395,829
April	234,778	102,174	336,952
May 1 - 8	8,800	28,773	37,573
TOTAL 1945	934,832	350,860	1,285,692
GRAND TOTAL	3,192,081	1,398,310	4,590,391

NOTE: Flying Time reports for 1942 and early 1943 months are not complete for all Units and have been partly estimated.

DECLASSIFIED

DECLASSIFIED

GASOLINE CONSUMPTION

IMPERIAL GALLONS

PERIOD	GRADE 100/150	GRADE 100/130	GRADE 87/91	TOTAL IMPERIAL GALLONS
1942				
August (a)	-	1,166,200	19,159	1,185,359
September	-	1,203,693	19,647	1,223,340
October	-	2,319,353	19,727	2,339,080
November	-	1,364,109	27,388	1,391,497
December	-	1,409,777	83,145	1,492,922
TOTAL 1942	-	7,463,132	169,066	7,632,198
1943				
January	-	1,232,946	36,443	1,269,389
February	-	1,886,421	60,567	1,946,988
March	-	2,856,239	43,977	2,900,216
April	-	3,243,603	84,522	3,328,125
May	-	5,107,826	81,303	5,189,129
June	-	6,421,930	104,475	6,526,405
July	-	9,306,476	130,298	9,436,774
August	-	9,566,165	134,536	9,700,701
September	-	13,713,792	127,039	13,840,831
October	-	13,080,087	121,002	13,201,089
November	-	12,333,018	107,335	12,440,353
December	-	16,099,625	78,775	16,178,400
TOTAL 1943	-	94,848,128	1,110,272	95,958,400

PERIOD	GRADE 100/150	GRADE 100/130	GRADE 87/91	TOTAL IMPERIAL GALLONS
1944				
January	-	18,824,249	95,793	18,920,042
February	-	26,119,792	130,855	26,250,647
March	-	32,852,567	149,491	33,002,058
April	-	42,465,467	208,164	42,673,631
May	165,080	51,030,704	57,164	51,252,948
June	3,966,476	54,112,179	85,970	58,164,625
July	7,036,248	51,764,214	95,149	58,895,611
August	6,223,623	50,831,129	93,891	57,148,643
September	4,905,475	43,542,719	102,194	48,550,388
October	5,105,777	46,275,594	69,238	51,450,609
November	5,112,250	38,142,042	64,816	43,319,108
December	4,737,955	39,254,281	54,865	44,047,101
TOTAL 1944	37,252,884	495,214,937	1,207,590	533,675,411
1945				
January	3,378,317	37,713,708	51,284	41,143,309
February	4,529,063	51,869,060	53,980	56,452,103
March	5,238,959	68,687,140	83,225	74,009,324
April	2,922,035	55,670,190	101,147	58,693,372
TOTAL 1945	16,068,374	213,940,098	289,636	230,298,108
GRAND TOTAL	53,321,258	811,466,295	2,776,564	867,564,117

(a) Estimated.

NOTE: Consumption during Aug '42 thru April '44 was tabulated from RAF delivery receipts, and thereafter from monthly reports of net withdrawals from storage on each station.

100/150 consumption includes "Pep" gasoline.

DECLASSIFIED

DECLASSIFIED

CARPETBAGGERS

(492ND BOMB GROUP)

MONTH	AIRCRAFT			NUMBER OF UNITS DELIVERED					TOTAL TONNAGE DELIVERED (APPROX)	A/C LOST			ORIGINAL CASUALTIES			
	TOTAL SORTIES	CREDIT SORTIES	EFFECTIVE SORTIES	PERSONNEL	CONTAINERS	LEAFLETS	PACKAGES	PIGEON HAMPERS		MIA	CAT E	MISSING	MIA	KIA	WOUNDED SER	WOUNDED SLI
1944																
January	18	18	8		96	144	20		19.1							
February	56	55	21		252	262	61		47.5							
March	67	63	39	6	432	485	181		86.4	3			25			
April	176	167	95	13	1099	1053	645	8	223.1	2			16			
May	222	210	136	43	1503	1332	814	9	301.9	4	2		34			
June	253	244	166	53	2057	1625	986		401.3	3	1		16			
July	592	575	437	100	5103	1594	3122		958.2	3	2		38			
August	483	467	351	272	4001	1418	2295		768.2	2	1		18			
September	453	441	326	396	3710	43	2416	4	706.0	2	2		8	4		
October (a)	1	1	1						2.0							
November	1	1	1	1					.2							
December	4	3	2	2	36		7		1.1			NONE			NONE	
TOTAL 1944	2326	2245	1583	886	18289	7956	10547	21	3515.0	19	8		155	4		
1945																
January	13	13	9	7	73		22		12.6							
February	46	46	24	13	198		38		32.7							
March	191	191	90	59	950		273		160.7	2			1	7		1
April	281	268	154	78	985		294		168.8	4			41			
TOTAL 1945	531	518	277	157	2206		627		374.8	6			42	7		1
GRAND TOTAL	2857	2763	1860	1043	20495	7956	11174	21	3889.8	25	8		197	11		1

(a) Jeep Delivered.

Carpetbagger operations were carried out to underground forces on the Continent and Norway at night delivering food, arms, supplies, and agents.

DECLASSIFIED

DECLASSIFIED

TRUCKING OPERATIONS

THE BULK OF TRUCKING OPERATIONS OCCURRED DURING 29 AUG - 30 SEP 1944 WHEN THE EIGHTH AIR FORCE SUPPORTED OPERATIONS OF GROUND FORCES BY EMPLOYING OVER 200 B-24 A/C OF 2ND AIR DIV AND 492 GP TO DELIVER VITALLY NEEDED GASOLINE, FOOD, AND MEDICAL SUPPLIES TO FORWARD AREAS.

MONTH	AIRCRAFT		TONS DELIVERED					A/C LOST			ORIGINAL CASUALTIES			
	TOTAL SORTIES	EFFECTIVE SORTIES	GASOLINE	MEDICAL SUPPLIES	FOOD	OTHER	TOTAL TONS	MIA	CAT E	MISSING	KIA	MIA	WOUNDED SER	WOUNDED SLI
1944														
August	43	43		27.2	55.7	47.3	130.2							
September	2316	2205	8225.9	154.1	1229.3	14.5	9623.8	2	1		6	12		
October	23	23				46.7	46.7							
November	9	9				12.4	12.4				6			
December	10	10				22.3	22.3							
TOTAL 1944	2401	2290	8225.9	181.3	1285.0	143.2	9835.4	2	1	NONE	12	12	NONE	NONE
1945														
January	8	8				10.3	10.3							
February	9	9				13.6	13.6							
March	6	6				5.6	5.6							
April	10	10				15.3	15.3							
TOTAL 1945	33	33				44.8	44.8							
GRAND TOTAL	2434	2323	8225.9	181.3	1285.0	188.0	9880.2	2	1		12	12		

SPECIAL OPERATIONS

(EXPERIMENTAL, TESTING, AND OTHER SPECIAL OPERATIONAL MISSIONS)

PERIOD	TYPE OPERATION	UNIT	AIRCRAFT			A/C MIA
			TOTAL SORTIES	CREDIT SORTIES	EFFECTIVE SORTIES	
Aug '44 - Apr '45	Radar Photo Scope (Rcn) (1)	482 Gp	202	180	173	
Mar - Apr '45	Red Stocking	492 Gp	40	40	40	
April 1945	Skywave	492 Gp	6	6	6	
Aug '44 - Jan '45	Aphrodite & Batty (2)	388 Gp	35	35	35	
Feb - 8 May '45	H/B Scouting	862 Sq	207		197	

(1) 44.8 tons bombs dropped testing equipment.
(2) 19 babies and 6 R.C.B.s delivered.

DECLASSIFIED

DECLASSIFIED

LEAFLET OPERATIONS

(406TH BOMB SQ)

MONTH	NO. OF NIGHT OPNS CARRIED OUT	AIRCRAFT			LEAFLETS DROPPED		A/C LOST			ORIGINAL CASUALTIES				CLAIMS		
		TOTAL SORTIES	CREDIT SORTIES	DROPPING LEAFLETS (EFFECT.)	TONS	NUMBER	MIA	CAT E	MISS-ING	KIA	MIA	WOUNDED SER	WOUNDED SLI	DEST	PROB	DAM
1943																
October	4	15	15	15	24.4	9,760,000										
November	12	63	62	62	100.8	40,320,000							1			
December	14	71	70	69	112.1	44,840,000										
TOTAL 1943	30	149	147	146	237.3	94,920,000							1			
1944																
January	15	74	73	73	118.6	47,440,000										
February	15	82	81	81	131.6	52,640,000										
March	16	90	90	90	146.3	58,520,000										
April	17	84	83	83	134.9	53,960,000								1		
May	16	67	63	63	102.4	40,960,000				1			3	1		
June	19	134	129	129	209.6	83,840,000										1
July	23	141	133	133	216.1	86,440,000	1				10					
August	21	126	125	125	203.1	81,240,000								1		
September	15	128	111	111	180.4	72,160,000										
October	17	152	148	148	240.5	96,200,000	1					1				
November	17	213	196	194	315.3	126,120,000		1								
December	17	173	161	161	261.6	104,640,000										
TOTAL 1944	208	1464	1393	1391	2260.4	904,160,000	2	1		1	10	1	3	3		1
1945																
January	18	127	112	112	182.0	72,800,000	1	1		12			4			
February	17	180	171	170	276.3	110,520,000		1		1			1			
March	24	267	251	251	407.9	163,160,000		2		1	1		1			
April	22	241	228	228	370.5	148,200,000				1						
TOTAL 1945	81	815	762	761	1236.7	494,680,000	1	4		15	1		6			
GRAND TOTAL	319	2428	2302	2298	3734.4	1,493,760,000	3	5		16	11	1	10	3		1

First night leaflet operation was carried out on 7 October 1943 by 422 Sq of 305 Bomb Gp (H).

In addition to operations of the leaflet squadron, leaflets were also dropped from regular H/B's participating in day bombing operations (2,086.6 tons).

DECLASSIFIED

RCM OPERATIONS

(36TH BOMB SQ)

DECLASSIFIED

MONTH	AIRCRAFT		A/C LOST			ORIGINAL CASUALTIES			
								WOUNDED	
	TOTAL SORTIES	EFFECTIVE SORTIES	MIA	CAT E	MIS-SING	KIA	MIA	SER	SLI
1944									
June	28	24							
July	68	62							
August	80(a)	69							
September	52	52							
October	76	73							
November	128	125		2		6			
December	176	169	1				8		
TOTAL 1944	608	574	1	2		6	8		
1945									
January	131	126			NONE			NONE	NONE
February	158	150	1	1		3	10		
March	194	193							
April	68	67							
TOTAL 1945	551	536	1	1		3	10		
GRAND TOTAL	1159	1110	2	3		9	18		

(a) Includes 7 A/C Recalled.

First RCM operation carried out on night of 5/6 June (D-Day).

AIR SEA RESCUE

(5TH EMERGENCY RESCUE SQ)

MONTH	AIRCRAFT		A/C LOST			ORIGINAL CASUALTIES			
								WOUNDED	
	TOTAL SORTIES	EFFECTIVE SORTIES	MIA	CAT E	MIS-SING	KIA	MIA	SER	SLI
1944									
May	248	245							
June	442	427							
July	299	283	1				1		
August	266	260							
September	148	143							
October	337	332							
November	296	292							
December	223	218							
TOTAL 1944	2259	2200	1				1		
1945									
January	253	248			NONE	NONE		NONE	NONE
February	351	338							
March	417	409	1						
April	314	303		2					
May	22	22							
TOTAL 1945	1357	1320	1	2					
GRAND TOTAL	3616	3520	2	2			1		

Prior to activation of 5th ER Sq on 26 Jan 45, A/S Rescue ops were carried out in P-47WW A/C under operational control of 65th Fighter Wing.

DECLASSIFIED

DECLASSIFIED

PHOTO AND MAPPING OPERATIONS

7TH PHOTO GROUP

MONTH	AIRCRAFT		EFFECTIVE SORTIES +				A/C LOST			E/A CLAIMS			ORIGINAL CASUALTIES			
															WOUNDED	
	TOTAL SORTIES	CREDIT SORTIES	1	2	3	TOTAL	MIA	CAT E	MIS-SING	DEST	PROB	DAM	KIA	MIA	SER	SLI
1943																
March	1	1		1		1										
April	33	30		19		19	2							2		
May	52	45		33		33	1							1		
June	46	44		22		22	4						1	3		
July	53	48		36		36	1							1		
August	35	32		21		21										
September	77	72		48		48										
October	48	42		25		25										
November	58	54		30		30										
December	66	56		35		35	2						2			
TOTAL 1943	469	424				270	10						3	7		
1944																
January	111	98		63		63	1		NONE	NONE	NONE	NONE		1	NONE	NONE
February	161	148		101		101	1							1		
March	176	151		102		102	3	1						1		
April	304	287	199	8	18	225	1	2								
May	408	351	270	8	21	299	2							2		
June	440	407	261	10	44	315	6	1					1	5		
July	381	362	228	17	58	303	2	1					1	2		
August	564	539	417	23	44	484	5	1					1	5		
September	291	279	181	17	29	227	8	1					1	8		
October	111	98	38	26	15	79	4	1					1	4		
November	97	92	21	12	13	46	3							3		
December	123	120	48	11	23	82	2	1						2		
TOTAL 1944	3167	2932				2326	38	9					5	34		

+ 1. Satisfactory coverage of one or more targets for which pilot was briefed.
2. Satisfactory coverage of important or priority target for which pilot was not briefed.
3. Satisfactory coverage of non-priority targets.

NOTE: Breakdown of effective sorties unavailable prior to April 1944.

DECLASSIFIED

DECLASSIFIED

PHOTO AND MAPPING OPERATIONS

(7TH PHOTO GROUP)

MONTH	AIRCRAFT		EFFECTIVE SORTIES				A/C LOST			E/A CLAIMS			ORIGINAL CASUALTIES			
															WOUNDED	
	TOTAL SORTIES	CREDIT SORTIES	1	2	3	TOTAL	MIA	CAT E	MIS-SING	DEST	PROB	DAM	KIA	MIA	SER	SLI
1945																
January	106	90	36	16	16	68	1	1	NONE	(Photo A/C were not armed. For claims of 7th Grp's escort A/C, see table below)				1	NONE	NONE
February	240	223	77	39	53	169	4	2						4		
March	382	363	219	56	53	328		2								
April	229	215	139	24	30	193		1					1			
TOTAL 1945	957	891				758	5	6					1	5		
GRAND TOTAL	4593	4247				3354	53	15					9	46		

PRU ESCORT

(7TH PHOTO GROUP)

MONTH	AIRCRAFT			A/C LOST			E/A CLAIMS			ORIGINAL CASUALTIES			
												WOUNDED	
	TOTAL SORTIES	CREDIT SORTIES	EFFECTIVE SORTIES	MIA	CAT E	MIS-SING	DEST	PROB	DAM	KIA	MIA	SER	SLI
1945													
January	4	4	4										
February	205	195	195	1	1								
March	437	418	391	1	2			1	1		1		
April	291	263	263	3	2						3		
GRAND TOTAL	937	880	853	5	5			1	1		4		

Fighter A/C of combat groups escorted P/R A/C on many missions prior to March 1945. P-51 A/C were assigned to 7th Photo Gp in Jan to escort Group's P/R A/C.

DECLASSIFIED

DECLASSIFIED

WEATHER & RECON OPERATIONS

(25TH BOMB GP (RECON)

MONTH	AIRCRAFT			A/C LOST			ORIGINAL CASUALTIES			
									WOUNDED	
	TOTAL SORTIES	CREDIT SORTIES	EFFECTIVE SORTIES	MIA	CAT E	MISSING	KIA	MIA	SER	SLI
1943										
Sep	13	13	13							
Oct	22	22	22							
Nov	27	24	24		1					
Dec	32	29	29		1					
TOTAL 1943	94	88	88		2					
1944										
Jan	34	34	34							
Feb	53	51	51	1						
Mar	61	58	58							
Apr	70	67	67							
May	95	86	80		1					
Jun	176	160	157		1		2			
Jul	216	195	186	1				2		
Aug	303	286	254	4				7		
Sep	254	244	231	2	3		9	4		
Oct	287	279	265		1		1			
Nov	267	256	254	1	5		7	2		
Dec	279	273	260		1					
TOTAL 1944	2095	1989	1897	9	12		19	21		
1945										
Jan	323	311	296	1	1			2		
Feb	361	342	317	2				2		
Mar	468	436	436	3				12		
Apr	392	376	376	2	1	1	1	3		
May 1-8	62	59	59							
TOTAL 1945	1606	1524	1484	8	2	1	1	19		
GRAND TOTAL	3795	3601	3469	17	16	1	20	40		

Includes operations of the 18th Wea Sq prior to 28 March 1944.

DECLASSIFIED

DECLASSIFIED

DEFINITIONS

(Extracts from U.S. Strategic Air Forces in Europe Regs. 80-6, 8 May 1944, 80-6A, 16 January 1945, 80-6B, 20 January 1945, and Eighth Air Force Memoranda 15-15, 18 April 1945, 15-7, 14 December 1944 and 15-6, 10 December 1944)

OPERATIONAL DEFINITIONS

Sortie: A "Sortie" is an aircraft airborne on a mission against the enemy (synonymous with terms: aircraft dispatched, aircraft airborne and aircraft taking off.)

A/C Credit Sortie: An "aircraft credit sortie" is deemed to have taken place when an airplane, ordered on an operational mission and in the performance of that mission, has entered an area where enemy anti-aircraft fire may be effective or where usual enemy fighter patrols occur; or when the airplane in any way is subjected to enemy attack.

Effective Sortie: An "effective sortie" is a sortie which carries out the purpose of the mission. An aircraft, when loaded with bombs or markers, is considered an effective sortie when it has released one or more armed bombs or markers, either by individually sighting or upon that of the formation leader, such sighting being made with the use of sighting or radar equipment, in a deliberate attempt to destroy or mark a target. Aircraft not loaded with bombs or markers are considered effective sorties if they carry out the purpose of the mission, e.g., drop leaflets, drop chaff, carry out weather flights, take photos, provide escort, carry out diversion as ordered, etc. Lost aircraft, unless definitely known to have been lost before reaching the target, are to be considered as effective sorties.

Non-Effective Sortie: A "non-effective sortie" is a sortie which for any reason fails to carry out the purpose of the mission.

Jettisoned: Bombs are considered to have been jettisoned: (a) when they are dropped anywhere in safe condition, (b) when they are released, either safe or armed, in the interest of the safety of the aircraft or its crew rather than in an effort to destroy a target, or (c) when dropped on operations without attempting to destroy or mark a target, (d) when dropped either safe or armed by any other non-effective sortie.

OUR PERSONNEL CASUALTIES

Missing: If personnel have not returned.

Wounded: (i.e. due to enemy action) qualified by such words as "slightly" or "seriously".

DECLASSIFIED

DECLASSIFIED

DEFINITIONS

Killed: (or Fatalities when pertaining to aircraft accident deaths).

Injured: (i.e. not due to enemy action) qualified by such words as "slightly" and "seriously".

ENEMY AIRPLANE LOSSES

Destroyed: A. Enemy aircraft in flight shall be considered destroyed when:
(1) Seen to crash.
(2) Seen to disintegrate in the air or to be enveloped in flames.
(3) Seen to descend on friendly territory and be captured.
(4) Pilot and entire crew seen to bail out.

B. Enemy aircraft not in flight shall be considered destroyed when:
(1) Seen by photograph to have been blown apart or burned out.
(2) Seen by strike photo to have been within unobstructed lethal radius of a fragmentation bomb.
(3) Seen to sink in deep water.
(4) Known to have been aboard carrier or other ship at time of confirmed sinking.

Probably Destroyed: Aircraft shall be considered probably destroyed when:
(1) While in flight the enemy airplane is seen to break off combat under circumstances which lead to the conclusion that it must be a loss, although it is not seen to crash.
(2) So damaged by bombing or strafing as to have less than an even chance of being repaired.

Damaged: A. Enemy aircraft shall be considered damaged when:
(1) While in flight it is so damaged as to require repair before beginning another mission, but has better than an even chance of continuing its flight.
(2) So damaged by bombing or strafing as to require repair before becoming operational.

OUR AIRCRAFT LOSSES

Operational Losses.

Missing in Action: Airplanes which are known to be lost in enemy territory or at sea.

Cat E (Salvage): An airplane damaged beyond economical repair while engaged in or in performance of an operational mission.

Missing (Unknown): Airplanes reported as believed to have landed in friendly territory on the Continent, unlocated and/or unheard of during the month of loss or 30 days thereafter. (Applies only to operations after D-Day).

DECLASSIFIED

DEFINITIONS

Non-Operational Losses.

WW: (War Weary) Tactical aircraft which because of age, obsolescence, excessive repair requirements, or other reasons are classified as permanently unfit for combat.

Non-Op Salvage: An aircraft damaged beyond economical repair while not in performance of an operational mission (accidents not due to enemy action, training flights, etc.).

OTHER DEFINITIONS

Mission: Any ordered flight. There are three types of missions:

Service Mission: A mission such as ferrying personnel, material or aircraft within or between theaters of operations when no enemy opposition is expected. ("Trucking" was a service mission).

Training Mission: A mission for training purposes.

Operational Mission: (Combat operational mission or combat mission). An ordered flight with the designed purpose of operating against the enemy.

Encounter: An encounter is deemed to have taken place when ever unfriendly airplanes meet, whether a combat ensues or not.

Combat: Combat is deemed to have taken place whenever contact is made with opposing forces and fire is exchanged or developed by one side or the other.

Diversion: A diversion may be a real mission, and it is a movement regardless of size or composition to draw the enemy defenses away from the main effort.

Diversionary Sweep: A non-attacking action designed to mislead the enemy and draw his defenses away from the area of the main effort.

Diversionary Attack: An action wherein a force actually attacks a target, other than the main target, for the purpose of drawing enemy defenses away from the area of the main effort.

Mean Point of Impact (MPI): Assigned - That point on the earth's surface on which a formation of aircraft, bombing as a unit, is ordered to place the center of its bomb pattern.

Leaflet Dropping: The dropping of leaflets over enemy held territory as part of the psychological warfare effort. (British term for leaflets is "nickels".)

DECLASSIFIED

UNCLASSIFIED

UNCLASSIFIED

COMBINED ARMS RESEARCH LIBRARY
FORT LEAVENWORTH, KS
3 1695 00188 934 4

FEB 9 1989

MAR 3 1 1999

UNCLASSIFIED

DEC 1 1 1984

UNCLASSIFIED